



# POWER TAKE-OFFS


## FOR PACCAR TX-8 TRANSMISSION

P58 SERIES | P60 SERIES



# P58 SERIES

# KEY FEATURES



- Designed for the PACCAR TX-8 Transmission
- Pneumatically shifted clutch pack
- Compatible with most common gear pumps
- Compatible flange mounts
  - SAE B 2 & 4-Bolt  $\frac{7}{8}$ " - 13T Spline Shaft
  - DIN 5462
  - 1310 Companion Flange

• Internally pressure-lubricated bearings

• 121% of engine speed

• Designed to fit both the left and right side openings

## MAX. TORQUE

INTERMITTENT/  
CONTINUOUS:

420 lbs.ft. (569 Nm)

## MAX. HP (@ 1,000 RPM)

INTERMITTENT/  
CONTINUOUS:

80 HP (60 kW)

## APPROX. WEIGHT

47 lbs. (21 Kg.)

## P58-Z11 10-XX 5 2I PX

### PTO Type

P58 — P58 Series

### Transmission Input Gear Option

Z11 — PACCAR TX-8/  
ZF Powerline

### Speed Ratio

10 — .98:1

### Shift Types

XX — Electric/Air w/o Activation Components

### Special Features

PX — Standard (Driver's Side Install)

BX — Long Hose Kit (Passenger Side Install)

### Output Types


BB — SAE "B"  $\frac{7}{8}$ "-13T, SAE "B" 2 & 4-Bolt

2I — DIN 5462

X3 — 1310 Companion Flange

### Assembly Arrangement

5 — No Offset






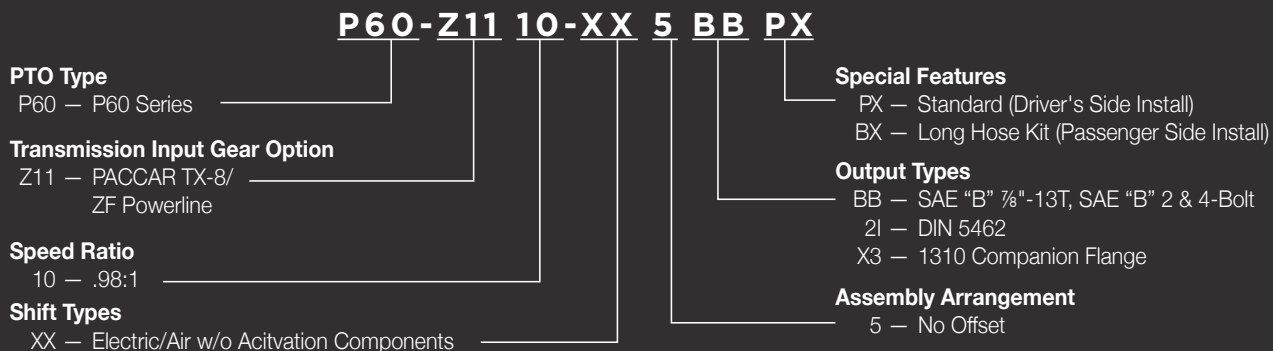
# KEY FEATURES

# P60 SERIES

- Air shift only
- Features an aluminum housing
- Designed for the PACCAR TX-8 Transmission
- Compatible flange mounts
  - SAE B 2 & 4-Bolt 7/8" - 13T Spline Shaft
  - DIN 5462
  - 1310 Companion Flange



• Pneumatically shifted clutch pack	<b>MAX. TORQUE</b> INTERMITTENT/ CONTINUOUS:	258 lbs.ft. (350 Nm)
• Internally pressure-lubricated bearings	<b>MAX. HP (@ 1,000 RPM)</b> INTERMITTENT/ CONTINUOUS:	49 HP (37 kW)
• Compatible with most common gear pumps		
• 121% of engine speed	<b>APPROX. WEIGHT</b>	33 lbs. (15 Kg.)




## COMPATIBLE PUMPS FOR BOTH P58 & P60 SERIES PTOs




### PH SERIES GEAR PUMP

DISPLACEMENT (Cu.In./Rev)	GPM @ 1000 RPM	MAX. PRESSURE
.62-2.48	2.7-10.7	3,500 PSI



### PK SERIES GEAR PUMP

DISPLACEMENT (Cu.In./Rev)	GPM @ 1000 RPM	MAX. PRESSURE
.98-3.94	4.2-17.1	3,000 PSI



### S SERIES HOIST PUMP

DISPLACEMENT (Cu.In./Rev)	GPM @ 1000 RPM	MAX. PRESSURE
1.47-3.94	6.4-17.1	3,000 PSI



**Muncie®  
Power  
Products**

*A Member of the Interpump Group*

MI24-16 (Rev. 07-24)

201 East Jackson Street, Muncie, Indiana 47305  
800-367-7867 • Fax: 765-284-6991 • [info@munciepower.com](mailto:info@munciepower.com)

Specifications are subject to change without notice. Visit [www.munciepower.com](http://www.munciepower.com)  
for warranties and literature. All rights reserved. © Muncie Power Products, Inc. (2024)