



**Muncie®  
Power  
Products**

**CMKD08-6700-XP8-AC**  
2007-2010 Dodge D-2500-5500  
Sterling Bullet 3500-4500  
6.7 Cummins Diesel  
W-AC

---

## INSTALLATION NOTES

---

1. Drain radiator below upper radiator hose. Remove hose. Remove driver side upper shroud support. Remove belt. Remove return hose from power steering reservoir and let reservoir drain. Remove bolts from power steering pump through the holes in the pulley. Leaving pressure lines attached, set pump aside on passenger side of engine. Remove power steering pump brackets.
2. Install studs (2) in timing cover w/nuts (3). Install pump onto bracket using pump hardware included in kit. When installing pump and adapter plate to main bracket, line the back of the plates flush with each other. This will give a good start to aligning the clutch with the O.E.M. drive. Install 5/8 hose (15) onto return hose using hose barb (17) and hose clamps (16). Power steering lines on steering gearbox may need moved for proper clearance to the pump.
3. Install pump and bracket assembly onto studs (2) using nuts (3). Check alignment on pump and adjust if necessary. NOTE: It may be easier to install hoses and power wire before power steering pump is reinstalled. Install power steering pump brace (19) to intake using bolts (26,27) and spacer (25). Install power steering pump onto bracket using bolts (5) and LW's (4). Install new belt (24) according to the belt diagram. Install idler (12) in lowest hole location possible while tensioner is retracted fully using bolt (14), FW (13), and bushing (11).
4. Install grommet into shroud. Install hose rest (6) onto cylinder head on driver side using flange head bolts (7). Cut 3/4" off radiator side of top radiator hose and reinstall. Connect new power steering return hose (15) to power steering reservoir using hose barb (17) and hose clamps (16). Fill reservoir w/ATF Plus 4 transmission fluid. Fill radiator and overflow tank. Check for proper belt tracking and clearances.


# CMKD08-6700-XP8-AC

2007-2010 Dodge Truck 2500-5500


Sterlingg Bullet 3500-4500

6.7 Cummins Diesel

W-AC



Studs installed in  
timing chain cover



Bracket installed using  
studs,LW's,FW's,and  
nuts



Reinstall power  
steering pump

# CMKD08-6700-XP8-AC

2007-2010 Dodge Truck 2500-5500

Sterling Bullet 3500-4500

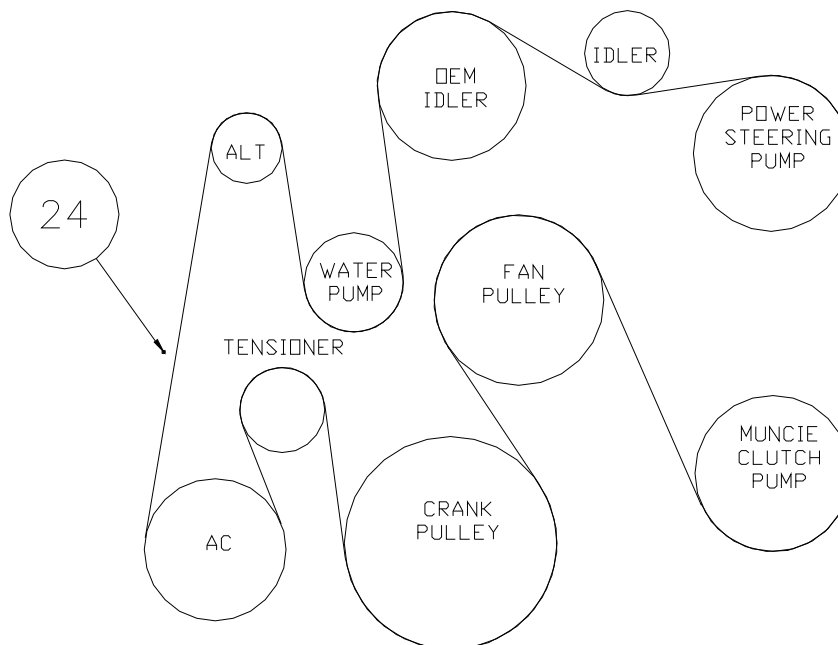
6.7 Cummins Diesel

W-AC



Install idler, items  
8,9,10,&11

## BELT ROUTING



Parts List		
ITEM	DESCRIPTION	QTY
1	DMP571-18	1
2	8mm Stud 080751.25 ST	4
3	8mm Flange Nut	8
4	8mm LW	3
5	8mm x 70mm Bolt	3
6	DMB563	1
7	10mm x 20mm Flanged Bolt	3
8	5/16 Flatwasher	1
9	8mm x 45mm Bolt	1
10	8mm Nut	1
11	DMB562	1
12	89016 Dayco Idler	1
13	3/8 Flatwasher	1
14	10mm x 45mm Bolt	1
15	5/8 Oil Hose	1
16	#10 Dayco Hose Clamps	2
17	5/8 Double Ended Hose Barb	1
18	1007863 Rubber Grommet	1
19	DMB 574 Power Steering Brace	1
20	3/8 x 1 1/4 Bolt	2
21	3/8 x 1 Bolt	2
22	3/8 Lockwasher	4
23	3/8 Nut	2
24	5081333 Dayco	1
25	SP64-0.375	1
26	8mm x 12mm Flange Bolt	1
27	8mm x 30mm Flange Bolt	1
28	15" Plastic Tie Strap	1

