


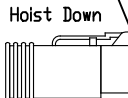
DO NOT SCALE
WORK TO DIMENSIONS
REPORT ERRORS

This Print Contains Information Which is The Property Of MUNCIE POWER PRODUCTS
And is Furnished Only For Service, Instruction Or Parts Identification. It is Not
To Be Used For Manufacturing Or Procurement Purposes From Other Than Proprieter.

DTM06-12SB Deutsch Connector
W12S Wedgelock
1062-20-0122 Sockets

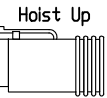


DT06-2S Deutsch Connector
W2S Wedgelock
0462-201-16141 Sockets


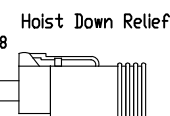


15 Inch Orange Wire 18 AWG - Pin 7
22 Inch Black Wire 18 AWG

17 Inch Yellow Wire 18 AWG - Pin 6
14 Inch Black Wire 18 AWG

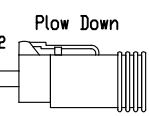


13 Inch Pink/Green Wire 18 AWG - Pin 8
17 Inch Black Wire 18 AWG

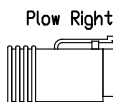
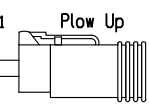


22 Inch Blue Wire 18 AWG - Pin 4
30 Inch Black Wire 18 AWG

21 Inch White Wire 18 AWG - Pin 2
9 Inch Black Wire 18 AWG

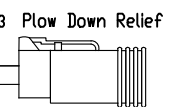


29 Inch Tan Wire 18 AWG - Pin 1
9 Inch Black Wire 18 AWG



23 Inch Purple Wire 18 AWG - Pin 5
30 Inch Black Wire 18 AWG

29 Inch Gray Wire 18 AWG - Pin 3
10 Inch Black Wire 18 AWG



Sonic Weld Eight 18 AWG Black Wires
to One 26 Inch 12 AWG Black Wire
Covered with 2" Heatshrink

Black Wire 12 AWG

KW

Slave 12 Pos. Plug		
Pin	Function	Wire Color
B.1	Plow Up	Tan
B.2	Plow Down	White
B.3	Plow Down Relief	Gray
B.4	Plow Left	Blue
B.5	Plow Right	Purple
B.6	Hoist Up	Yellow
B.7	Hoist Down	Orange
B.8	Hoist Down Relief	Pink/Green
B.9	-	Plug
B.10	-	Plug
B.11	-	Plug
B.12	-	Plug

Muncie Muncie Power Products, Inc.
Muncie, IN U.S.A.

TITLE Advantage Plus Wiring Harness		CASTING NO.	REV.
DRAWN BY: NSZ	DATE: 07/31/13	CASTING MATERIAL	
CHK. BY: KW	DATE: 7.31.13	APPD. BY: BS	DATE: 7.31.13
UNLESS OTHERWISE SPECIFIED		WEIGHT	
SURFACE FINISH 125/		SCALE NA	
2 PLACE DECIMALS ± 0.030		HEAT TREATMENT	
3 PLACE DECIMALS ± 0.010		MATERIAL	
EXCEPT DRILLED HOLES		DRAWING NUMBER: B	REV. 00
BREAK SHARP CORNERS		APWH4A	
ALL FILLETS AND RADII 0.12 R.			

SIMILAR TO