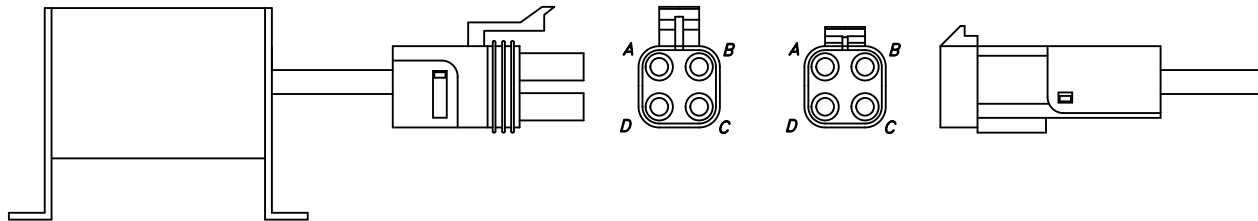


SENSOR DIAGRAM

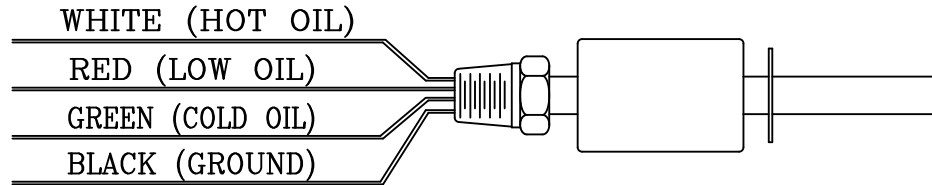
**Optional Sensor*

38T39461AP (KIT) PN#: 38T39461 - IR Sensor Module (Road Temp)



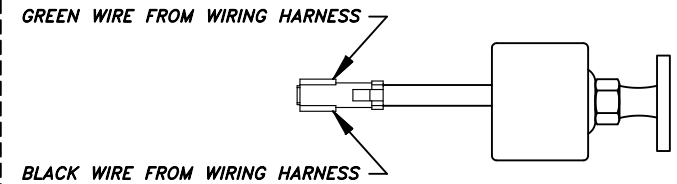
<i>TEMP. SENSOR CONTACTS</i>			
<i>TEMP. SEN. CON.</i>	<i>P1 CONNECTOR</i>		
A	←	5 VOLT	← A
B	←	BLACK GROUND	← B
C	←	GREEN SENSOR	← C
D	←	N/C	← D

APLOS3D (KIT) , PN#: 30T35899D Hot/Cold/Low Oil Sensor



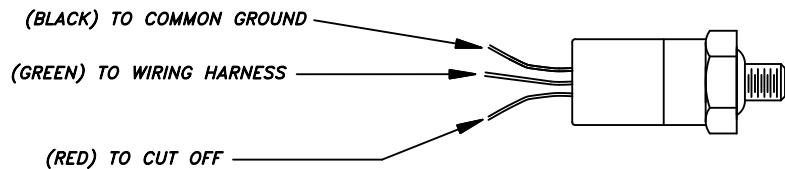
**Optional Sensor*

30T43684 - Body Up Switch



**Optional Sensor*

APPDS (KIT), PN#: NXPS71304MNZCFL - Plow Down Sensor



**Optional Sensor*

APFPS (KIT) PN#: PM515A - Filter Bypass Sensor

