

MANIFOLD: HF88298-14

MASTER INPUT

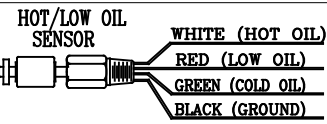
- Red = +12V
- Black = Ground
- Pink = Ground Speed (B10)
- White = Hot Oil (B1)
- Green = Cold Oil (B2)
- Red = Low Oil (B3)
- Brown = Low Pump Pressure (B4)
- Red = Sensor Supply (B5)
- Gray = Pump Pressure Transducer (B6)
- Green = Load Sense Pressure Trans. (B7)
- Yellow = Ignition (B12)

MASTER OUTPUT

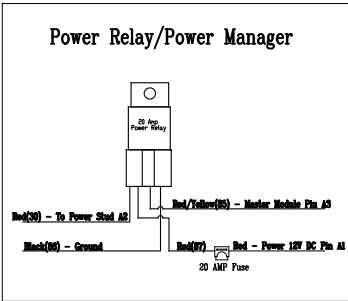
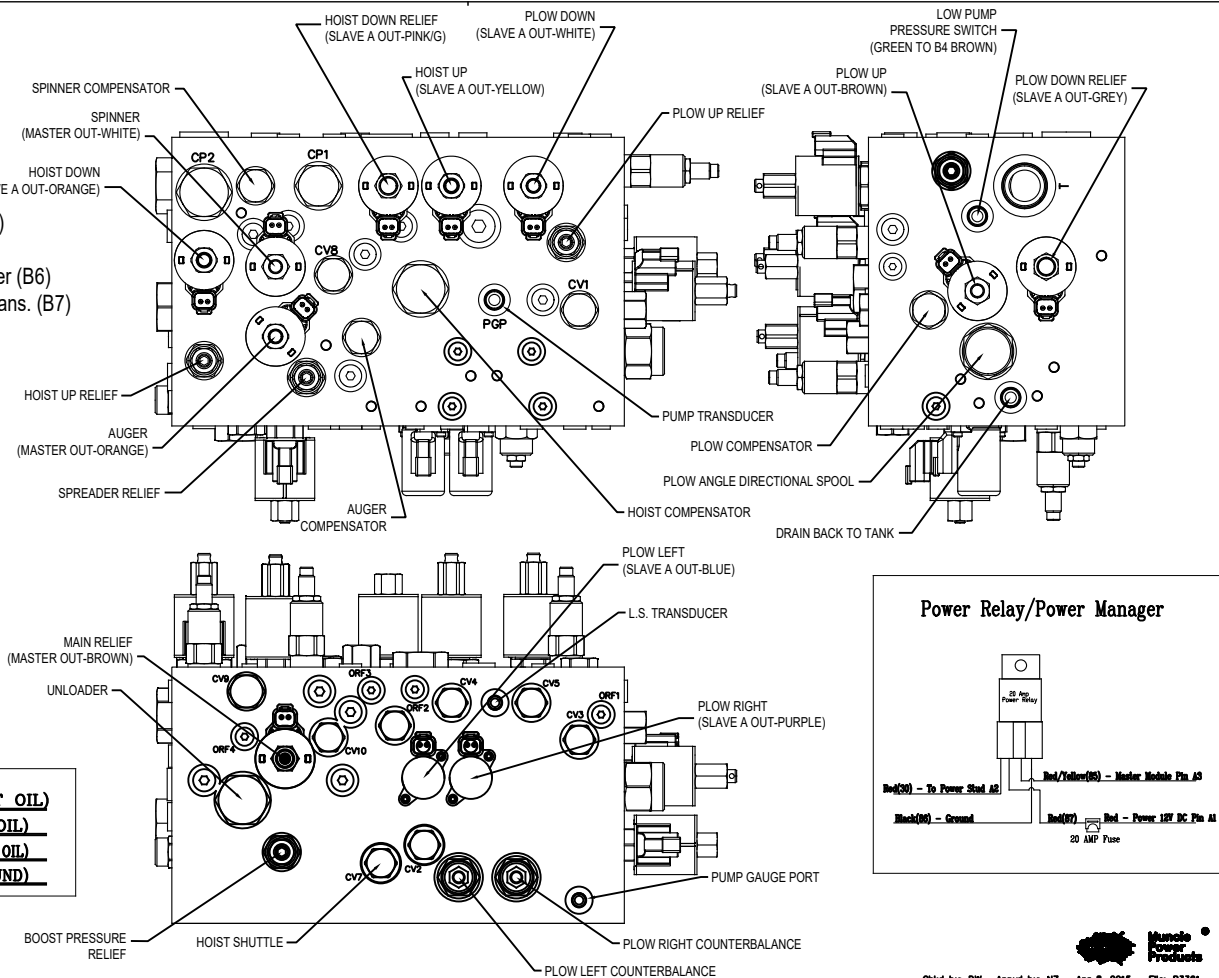
- White = Spinner Output (A7)
- Orange = Auger Output (A8)
- Brown = Main Relief (A11)

SLAVE A OUTPUTS

- Brown = Plow Up (B1)
- White = Plow Down (B2)
- Grey = Plow Down Relief (B3)
- Blue = Plow Left (B4)
- Purple = Plow Right (B5)
- Yellow = Hoist Up (B6)
- Orange = Hoist Down (B7)
- Pink/G = Hoist Down Relief (B8)



OPTIONAL SENSOR



MANIFOLD: HF88298-14