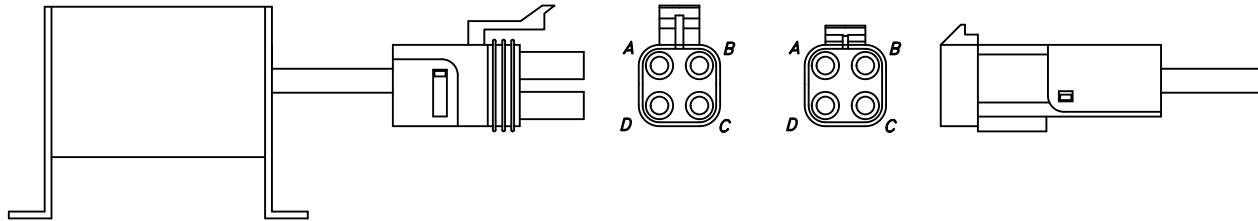


# SENSOR DIAGRAM

*\*Optional Sensor*

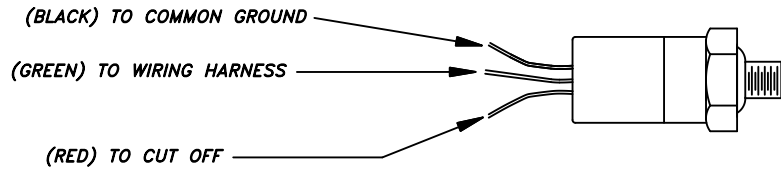
**38T39461AP (KIT) PN#: 38T39461 - IR Sensor Module (Road Temp)**



<u>TEMP. SENSOR CONTACTS</u>			
TEMP. SEN. CON.			P1 CONNECTOR
A	←	5 VOLT	← A
B	←	BLACK GROUND	← B
C	←	GREEN SENSOR	← C
D	←	N/C	← D

*\*Optional Sensor*

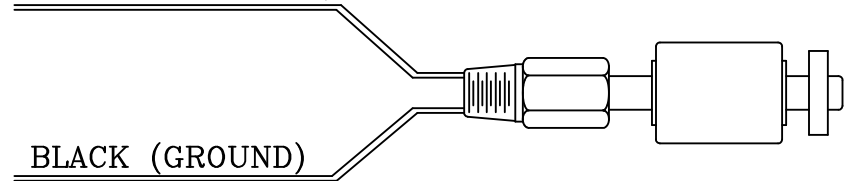
**NXPSINK (KIT), PN#: NSPS104MNZCFL - Low Pump Pressure Sensor**



**APLOS1 (KIT) , PN#: 30T35899L Low Oil Sensor**

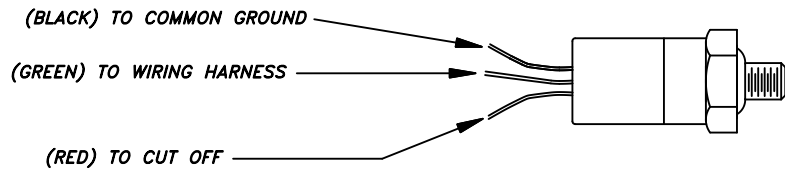
**YELLOW (LOW OIL)**

**BLACK (GROUND)**



*\*Optional Sensor*

**APPDS (KIT), PN#: NXPS71304MNZCFL - Plow Down Sensor**



*\*Optional Sensor*

**APFPS (KIT) PN#: PM515A - Filter Bypass Sensor**

**(BROWN) WIRE TO SIGNAL**

**(BLACK) TO COMMON GROUND**

