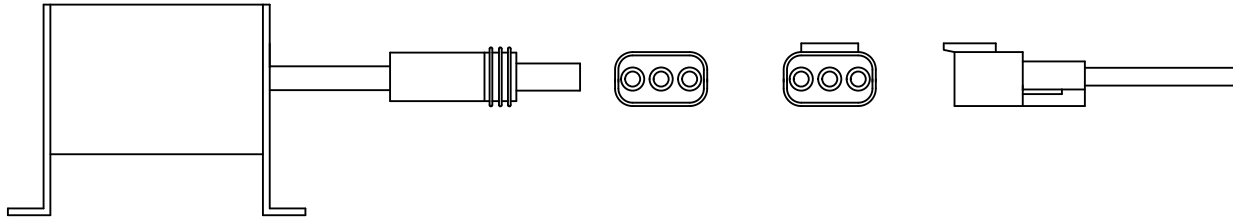


SENSOR DIAGRAM

**Optional Sensor*

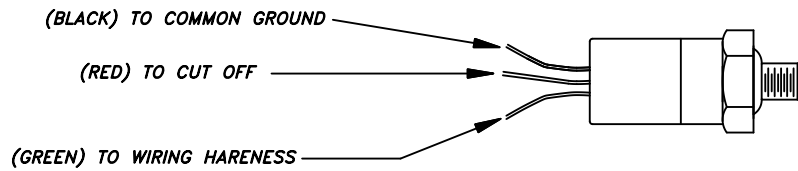
38T39461INOM (KIT) PN#: 38T39461 - IR Sensor Module (Road Temp)



<u>TEMP. SENSOR CONTACTS</u>			
TEMP. SEN. CON.			P1 CONNECTOR
1	←	5 VOLT YELLOW	← 1
2	←	BLACK GROUND	← 2
3	←	ORANGE SENSOR	← 3

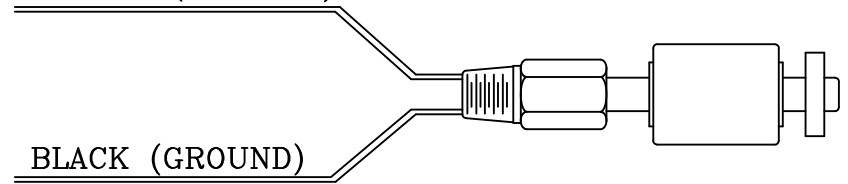
**Optional Sensor*

OMPSINK (KIT), PN#: NSPS104MNZCFL - Low Pump Pressure Sensor



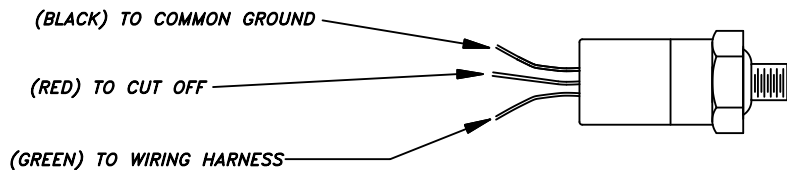
APLOS1 (KIT) , PN#: 30T35899L Low Oil Sensor

YELLOW (LOW OIL)



**Optional Sensor*

APPDS (KIT), PN#: NXPS71304MNZCFL or NXPS71404MSZCFL - Plow Down Sensor



**Optional Sensor*

APFPS (KIT) PN#: PM515A - Filter Bypass Sensor

