



GM THROTTLE ADVANCE

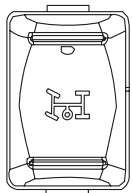
For Clutch Shift Type and TG Series PTOs
C4500/C8500 SERIES

OPERATION

The TG Series PTO cannot be engaged by the factory GM rocker switch. It will only assist in the engine throttle advance of the application once the PTO has been engaged. Install separate PTO control for the TG series and properly engage the PTO by following the instructions listed in the PTO Owner's Manual before turning on the GM dash switch.

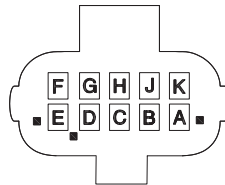
The Clutch Shift PTO is controlled by the GM switch when properly installed. (2006 model year GM vehicles need to refer to GM bulletin #76 prior to installation of this harness kit.) For proper operation the vehicle must be stopped, transmission gear in "park", parking brake set, foot off of accelerator prior to turning "ON" GM dash switch.

For "preset" type throttle control, push the "cruise" control set button to increase the throttle to a preset speed which is programmed in the controller. The default is 1200 RPM. This advance will only work with the cruise control turned on. Refer to the GM instructions for any other information on their control.



Dash Switch

PTO Upfitter Connector



7.2L DIESEL (CAT 3126) VARIES FROM THIS DIAGRAM, BUT MUNCIE CONNECTOR IS CORRECT FOR ALL APPLICATIONS

Upfitter Wire Chart

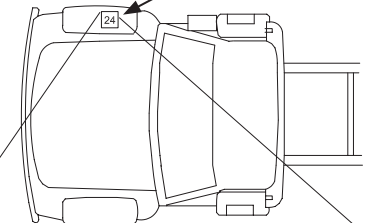
PIN	WIRE	
	Ckt #	Color
A	N/C	--
B	494	BLU LT
C	488	GRN LT
D	250	BLK
E	2663	PPL
F	488	GRN LT
G	2522	YEL
H	2561	WHT
J	N/C	--
K	2664	TAN

Note: ALLISON CONNECTOR

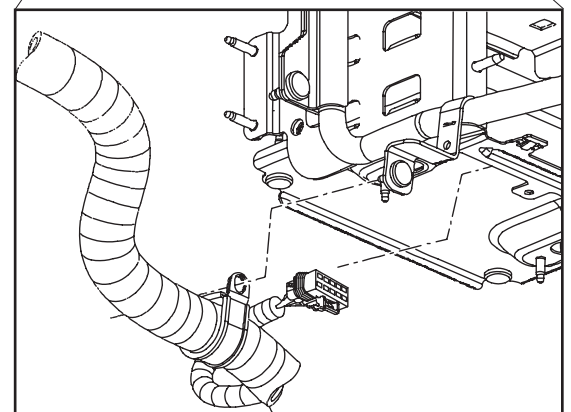
TRANSMISSION CONNECTOR LOCATED IN SAME AREA AS PTO CONNECTOR, NOT USED.

PIN	WIRE COLOR
A	PURPLE
B	YELLOW
C	YELLOW
D	--
E	--
F	TAN
G	--
H	BLACK
J	BLACK
K	LIGHT BLUE

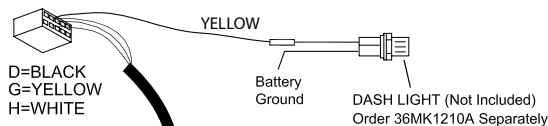
Upfitter PTO Connector Location #24



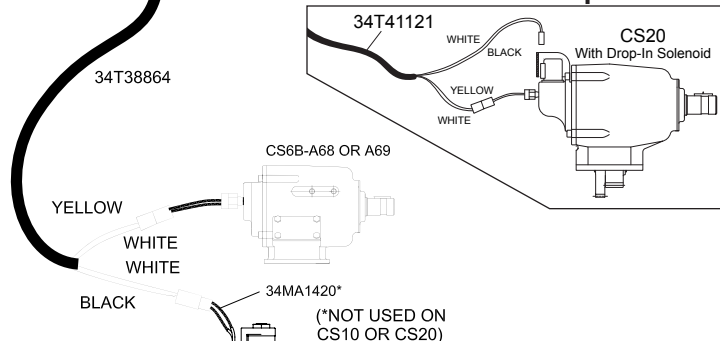
Top View of Truck Cab



34TK4504 for Clutch Shift PTO



34TK5172 for CS20 w/Drop-in Solenoid

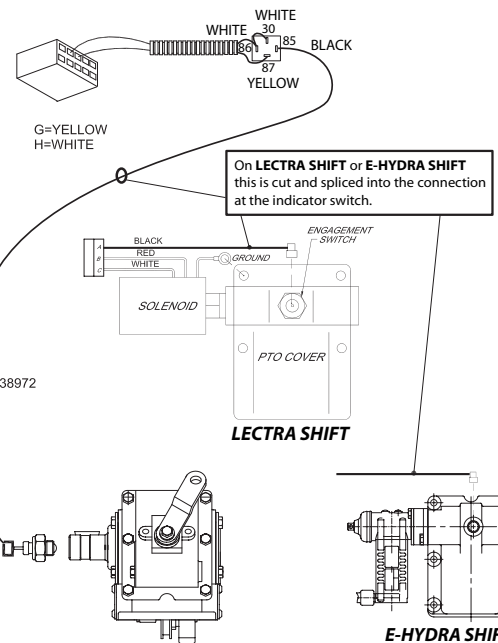


If an engine fault code is set when PTO switch is activated, have dealer check RPM setting to make sure it is at least 1200 RPM.

More information is available in the General Motors body builders manuals available from GM or on their website:

www.gmupfitters.com

34TK4505 for TG Series PTO



IN08-05 (Rev. 4-09) Printed in the U.S.A.
 © Muncie Power Products, Inc. 2009

Muncie Power Products, Inc. Member of the Interpump Hydraulics Group
 General Offices and Distribution Center • P.O. Box 548 • Muncie, IN 47308-0548
 (765) 284-7721 • FAX (765) 284-6991 • E-mail info@munciepower.com
 Web site <http://www.munciepower.com>

Drive Products, Exclusive Agents for Canada, ISO Certified by an Accredited Registrar

