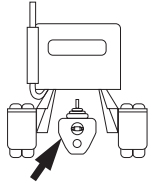

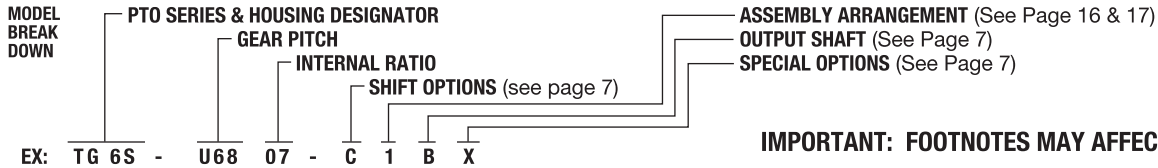


CAUTION: MAXIMUM OUTPUT SHAFT SPEED NOT TO EXCEED 2500 RPM.

AISIN TRANSMISSION								LEFT SIDE ONLY (RIGHT SIDE TURN PAGE)				
 AS66RC RAM TRUCK 2014 & LATER WITH 6.4L HEMI GAS ENGINE 4X2 CHASSIS ONLY (RAM Order Code LBV for PTO Option) FOOTNOTE (1, 2, 3, 4, 5)								SAE 6-BOLT OPENING				
								PTO DRIVE GEAR DATA:				
								69T 8.46P 20° PA Spur				
								LOCATION: Front		PLMF: 1.085		
								PLV: 2135 FPM		RPM: 1000		
6-BOLT TYPE	PTO MODEL NUMBER	FOOT NOTES	SHAFT ROTATION	ENGINE %			ADAPTER	SPACER	STUD KIT	SHIFT TYPE	INTERMITTENT RATING @ 1000 RPM of PTO	
				HI	LO	REV					TORQUE	HP
SINGLE GEAR												
SINGLE SPEED MULTI GEAR												
SH SERIES												
CLUTCH SHIFT	FA6B-I8406-D3BX	3	Opp	137					Included	Power	124	24
1 FWD. 1 REV.												
ADAPTER TO CHANGE ROTATION		No Adapter Available						Refer to Adapter Gear Assemblies in index.				

8-BOLT TYPE	PTO MODEL NUMBER	FOOT NOTES	SHAFT ROTATION	ENGINE %			ADAPTER	SPACER	STUD KIT	SHIFT TYPE	INTERMITTENT RATING @ 1000 RPM of PTO	
				HI	LO	REV					TORQUE	HP
SINGLE SPEED MULTI GEAR												
1 FWD. 1 REV.												



IMPORTANT: FOOTNOTES MAY AFFECT PTO SELECTION

FOOTNOTES:

- 1 The left side opening is a special order from Ram Truck, order code LBV. The right side opening cannot be used if left side opening is ordered. The 4x4 driveline interferes with this PTO and the option cannot be ordered.
- 2 Drive gear is torque converter driven. Requires Ram wiring connection and engine speeds at 1200 RPM to initiate converter lock-up.
- 3 The FA6B series is the only series available for clearance to the floorboard.
- 4 The Muncie SPD-1001A speed control is available for use with the FA series PTO. It is recommended for equipment protection from overspeeding.
- 5 There is direct mount pump clearance for SAE-A flange mounted pumps only. The PK series pump can be mounted using 2A or 16A mount option (FA6B Q or T). The SAE-B flange interferes with the transmission shift cable.