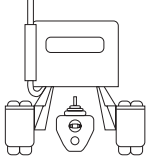



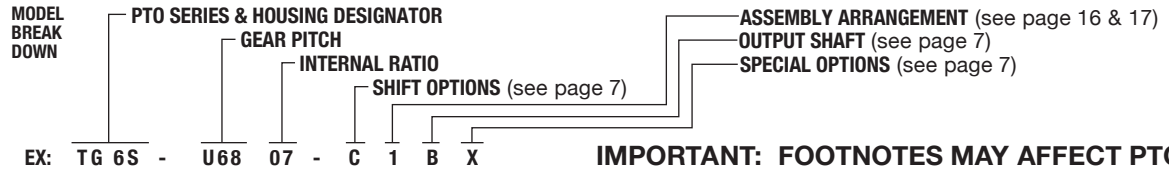
CAUTION: MAXIMUM OUTPUT SHAFT SPEED NOT TO EXCEED 2,500 RPM.

<b>AISIN TRANSMISSION</b>						<b>RIGHT SIDE ONLY</b> (LEFT SIDE TURN PAGE)		
		<b>450-43LE, A443, A445, MO35A4</b>				<b>PTO DRIVE GEAR DATA:</b>  LOCATION: PLV:                      PLMF: RPM:		

6-BOLT TYPE	PTO MODEL NUMBER	FOOT NOTES	SHAFT ROTATION	ENGINE %			ADAPTER	SPACER	STUD KIT	SHIFT TYPE	INTERMITTENT RATING @ 1,000 RPM of PTO	
				HI	LO	REV					TORQUE	HP
SINGLE GEAR												
SINGLE SPEED MULTI GEAR	<b>NO PTO OPENING - SEE OTHER SIDE</b>											
SH SERIES												
CLUTCH SHIFT												
1 FWD. 1 REV.												

ADAPTER TO CHANGE ROTATION
REFER TO ADAPTER GEAR ASSEMBLIES IN INDEX

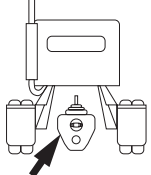

8-BOLT TYPE	PTO MODEL NUMBER	FOOT NOTES	SHAFT ROTATION	ENGINE %			ADAPTER	SPACER	STUD KIT	SHIFT TYPE	INTERMITTENT RATING @ 1,000 RPM of PTO	
				HI	LO	REV					TORQUE	HP
SINGLE SPEED MULTI GEAR												
1 FWD. 1 REV.												




EX: TG 6S - U68 07 - C 1 B X                      **IMPORTANT: FOOTNOTES MAY AFFECT PTO SELECTION**

**FOOTNOTES:**

CAUTION: MAXIMUM OUTPUT SHAFT SPEED NOT TO EXCEED 2,500 RPM.

AISIN TRANSMISSION								LEFT SIDE ONLY (RIGHT SIDE TURN PAGE)				
		<b>450-43LE, A443, A445, MO35A4</b> Footnote (1, 3) <b>Mitsubishi 2000-2004</b> <b>Nissan + Isuzu 1999-2007</b>						SAE 6-BOLT OPENING				
								PTO DRIVE GEAR DATA:				
								58T 8.46P 20° PA Spur	PLMF: 1.085			
								LOCATION: Front	RPM: 1,000			
								PLV: 1793 FPM				
6-BOLT TYPE	PTO MODEL NUMBER	FOOT NOTES	SHAFT ROTATION	ENGINE %			ADAPTER	SPACER	STUD KIT	SHIFT TYPE	INTERMITTENT RATING @ 1,000 RPM of PTO	
				HI	LO	REV					TORQUE	HP
SINGLE GEAR												
SINGLE SPEED MULTI GEAR	TG6S-I8404-C3BP	2, 4	Opp	61			40T18410-2		Included	Cable	205	39
	TG6S-I8405-C3BP	2, 4	Opp	80			40T18410-2		Included	Cable	157	30
	TG6S-I8406-C3BP	2, 4	Opp	104			40T18410-2		Included	Cable	121	23
	TG6S-I8407-C3BP	2, 4	Opp	123			40T18410-2		Included	Cable	103	20
	TG6S-I8408-C3BP	2, 4	Opp	150			40T18410-2		Included	Cable	83	16
	TG6S-I8409-C3BP	2, 4	Opp	157			40T18410-2		Included	Cable	80	15
SH SERIES												
CLUTCH SHIFT	CS6B-I8403-S3BP	5, 6, 7, 8	Crnk	57					Included	Power	205	39
	CS6B-I8404-S3BP	5, 6, 7, 8	Crnk	74					Included	Power	205	39
	CS6B-I8405-S3BP	5, 6, 7, 8	Crnk	81					Included	Power	157	30
	CS6B-I8407-S3BP	5, 6, 7, 8	Crnk	119					Included	Power	105	20
	FA6B-I8406-H3BX	10	Opp	115					Included	Power	94	18
1 FWD. 1 REV.												
ADAPTER TO CHANGE ROTATION		9	40T18410-2				REFER TO ADAPTER GEAR ASSEMBLIES IN INDEX					

8-BOLT TYPE	PTO MODEL NUMBER	FOOT NOTES	SHAFT ROTATION	ENGINE %			ADAPTER	SPACER	STUD KIT	SHIFT TYPE	INTERMITTENT RATING @ 1,000 RPM of PTO	
				HI	LO	REV					TORQUE	HP
SINGLE SPEED MULTI GEAR												
1 FWD. 1 REV.												



**IMPORTANT: FOOTNOTES MAY AFFECT PTO SELECTION**

**FOOTNOTES:**

- 1 Torque ratings limited by transmission gear rating.
- 2 TG Series Input Gear: #03T37328 — Refer to kit program on page 10 & 11. Requires (1) 43T39222 adapter for pressure lubrication connection (sold separately).
- 3 Drive gear is torque converter driven and output shaft speed will vary due to converter slippage.
- 4 Requires the use of adapter to mount PTO and clear internal interference. Metric stud kit 20TK4074 and (2) spacers 23M60032S are required (one spacer on each side of adapter) and are included with adapter.
- 5 The "S" shift option includes the fittings and hose for activation. Using the "H" shift option requires Hydraulic hose kit for installation (131-2-0001) and (2) 43T39222 adapter fittings are required connection to transmission ports and are sold separately. Transmission fittings are included with "S" option.
- 6 The Muncie SPD-1001 Series speed control is available for use with CS Series PTOs only. It is recommended for PTO and equipment protection from overspeeding.
- 7 Interference with the Mitsubishi electrical connector on models prior to 1999 require and the use of an adapter to mount PTO. Limited direct mount pump clearance. Use "T" or "Q" SAE "A" mounting only.
- 8 The CS6B option includes the required metric stud kit, 20TK5169.
- 9 Use adapter 40T18410-2 to change rotation of CS PTO. Change CS6B to CS6S to include standard stud kit.
- 10 FA6B can be used on left side only. "H" shift option includes activation hoses and fitting and wire harness. Change to "B" shift option for Isuzu with in cab PTO switch option.