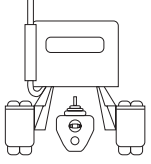



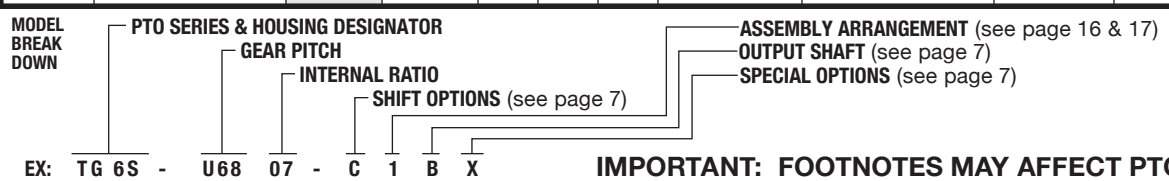
CAUTION: MAXIMUM OUTPUT SHAFT SPEED NOT TO EXCEED 2,500 RPM.

<b>AISIN TRANSMISSION</b>						<b>RIGHT SIDE ONLY</b> (LEFT SIDE TURN PAGE)		
 <b>ISUZU AISIN A460 (ECO MAX), HINO A860E</b>						<b>SAE 6-BOLT OPENING</b>		
						<b>PTO DRIVE GEAR DATA:</b> 63T 8.46P 20 PA Spur <b>LOCATION:</b> Front <b>PLMF:</b> 1.122 <b>PLV:</b> 1,950 <b>RPM:</b> 1,000		

6-BOLT TYPE	PTO MODEL NUMBER	FOOT NOTES	SHAFT ROTATION	ENGINE %			ADAPTER	SPACER	STUD KIT	SHIFT TYPE	INTERMITTENT RATING @ 1,000 RPM of PTO	
				HI	LO	REV					TORQUE	HP
SINGLE GEAR												
SINGLE SPEED MULTI GEAR	<b>NO PTO OPENING - SEE OTHER SIDE</b>											
SH SERIES												
CLUTCH SHIFT												
1 FWD. 1 REV.												

ADAPTER TO CHANGE ROTATION REFER TO ADAPTER GEAR ASSEMBLIES IN INDEX

8-BOLT TYPE	PTO MODEL NUMBER	FOOT NOTES	SHAFT ROTATION	ENGINE %			ADAPTER	SPACER	STUD KIT	SHIFT TYPE	INTERMITTENT RATING @ 1,000 RPM of PTO	
				HI	LO	REV					TORQUE	HP
SINGLE SPEED MULTI GEAR												
1 FWD. 1 REV.												



**IMPORTANT: FOOTNOTES MAY AFFECT PTO SELECTION**

**FOOTNOTES:**

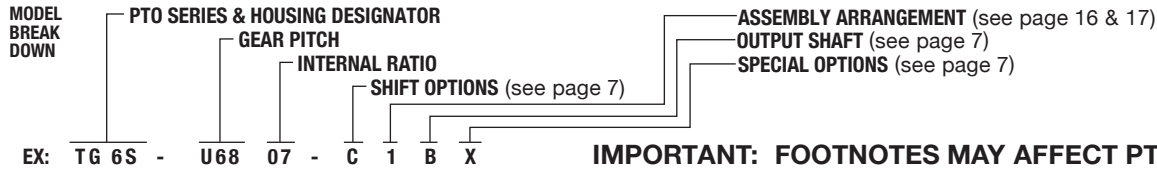
CAUTION: MAXIMUM OUTPUT SHAFT SPEED NOT TO EXCEED 2,500 RPM.

<b>AISIN TRANSMISSION</b>						<b>LEFT SIDE ONLY</b> (RIGHT SIDE TURN PAGE)		
 <b>ISUZU AISIN A460 (ECO MAX) , HINO A860E</b> Footnote (1, 3)						<b>SAE 6-BOLT OPENING</b>		
						<b>PTO DRIVE GEAR DATA:</b> 63T 8.46P 20 PA Spur LOCATION: Front    PLMF: 1.122 PLV: 1,950        RPM: 1,000		

6-BOLT TYPE	PTO MODEL NUMBER	FOOT NOTES	SHAFT ROTATION	ENGINE %			ADAPTER	SPACER	STUD KIT	SHIFT TYPE	INTERMITTENT RATING @ 1,000 RPM of PTO	
				HI	LO	REV					TORQUE	HP
SINGLE GEAR												
SINGLE SPEED MULTI GEAR												
SH SERIES												
CLUTCH SHIFT	FA6B-I8406-H3BX		Opp	125					Included	Power	86	16
1 FWD. 1 REV.												

ADAPTER TO CHANGE ROTATION REFER TO ADAPTER GEAR ASSEMBLIES IN INDEX

8-BOLT TYPE	PTO MODEL NUMBER	FOOT NOTES	SHAFT ROTATION	ENGINE %			ADAPTER	SPACER	STUD KIT	SHIFT TYPE	INTERMITTENT RATING @ 1,000 RPM of PTO	
				HI	LO	REV					TORQUE	HP
SINGLE SPEED MULTI GEAR												
1 FWD. 1 REV.												



EX: TG 6S - U68 07 - C 1 B X **IMPORTANT: FOOTNOTES MAY AFFECT PTO SELECTION**

**FOOTNOTES:**

- 1 Torque rating limited by gear rating. (144 lb.ft.)
- 2 This transmission has torque converter lock-up when in PTO mode and engine speed above 1,200 PRM.
- 3 FA6B can be used on left side only. "H" shift option includes activation hoses and fitting and wire harness. Change to "B" shift option for Isuzu with in cab PTO switch option. "B" shift option for 2012 model year and later only.