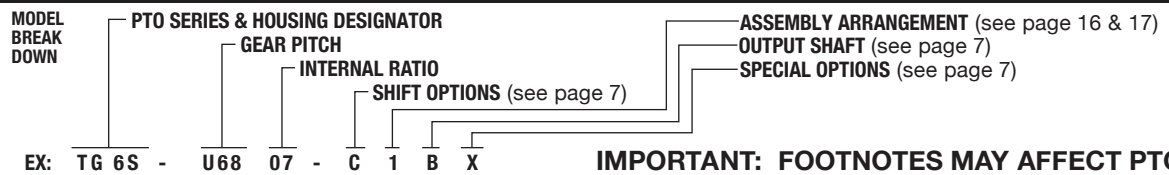


CAUTION: MAXIMUM OUTPUT SHAFT SPEED NOT TO EXCEED 2,500 RPM.

ALLISON TRANSMISSION								RIGHT SIDE ONLY (LEFT SIDE TURN PAGE)				
		AT-540, AT-542, AT-543, AT-545, AT1542, AT1545 SERIAL #184557 & HIGHER Footnote (1, 8, 10)						SAE 6-BOLT OPENING				
								PTO DRIVE GEAR DATA: 55T 6P 20° PA Spur LOCATION: Front PLMF: 1.085 PLV: 2400 FPM RPM: 1,000				
6-BOLT TYPE	PTO MODEL NUMBER	FOOT NOTES	SHAFT ROTATION	ENGINE %			ADAPTER	SPACER	STUD KIT	SHIFT TYPE	INTERMITTENT RATING @ 1,000 RPM of PTO	
				HI	LO	REV					TORQUE	HP
SINGLE GEAR												
SINGLE SPEED MULTI GEAR	TG6S-U6004-C1BX	4, 5, 6, 7	Crnk	83					Included	Cable	285	54
	TG6S-U6005-C1BX	4, 5, 6, 7	Crnk	108					Included	Cable	270	51
	TG6S-U6006-C1BX	4, 5, 6, 7	Crnk	140					Included	Cable	245	47
SH SERIES	SH6S-U6005-E1BP	5, 6	Crnk	108					Included	Elec/Air	400	76
CLUTCH SHIFT	CS6S-U6003-H1BP	2, 3, 5, 6, 9	Crnk	76					Included	Power	350	67
	CS6S-U6004-H1BP	2, 3, 5, 6, 9	Crnk	99					Included	Power	300	57
	CS6S-U6005-H1BP	2, 3, 5, 6, 9	Crnk	108					Included	Power	300	57
1 FWD. 1 REV.												
ADAPTER TO CHANGE ROTATION		40TU6855-1 Pressure lubrication required on PTO.						REFER TO ADAPTER GEAR ASSEMBLIES IN INDEX				

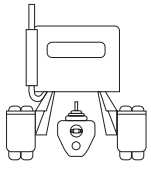

8-BOLT TYPE	PTO MODEL NUMBER	FOOT NOTES	SHAFT ROTATION	ENGINE %			ADAPTER	SPACER	STUD KIT	SHIFT TYPE	INTERMITTENT RATING @ 1,000 RPM of PTO	
				HI	LO	REV					TORQUE	HP
SINGLE SPEED MULTI GEAR												
1 FWD. 1 REV.												



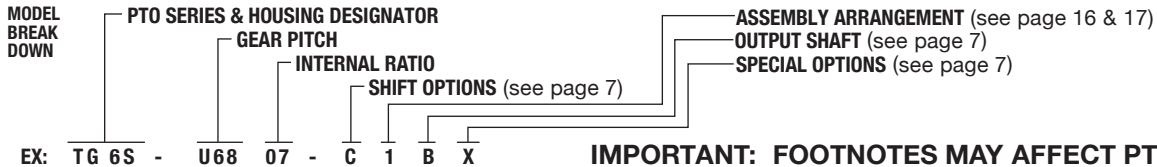
IMPORTANT: FOOTNOTES MAY AFFECT PTO SELECTION

- FOOTNOTES:**
- Part 43TK5191 street tee required for pressure lubrication on Clutch Shift PTOs. This part must be ordered separately. Pressure lubrication is not required on TG Series PTOs but is available as an option upon request if needed to meet specifications.
 - If electric/hydraulic (H) shift option is chosen for the Clutch Shift PTO then 131-2-0001 installation kit is required for installation.
 - The SPD-1001 speed control is available for use with the Clutch Shift PTOs only. It is recommended for PTO and equipment protection from overspeeding.
 - TG Series Input Gear: #03T34285 — Refer to kit program on pages 10 & 11. Requires 13M13541 gasket included.
 - Allison Transmission Div. of General Motors has a PTO installation checklist available for this transmission. Refer to their *Sales Tech Data Book* which is available from an authorized service center.
 - Exhaust interference on Navistar 4700.
 - Optional: U60 Input Gear can be replaced by S68 Input Gear to obtain output speed 92% of speed shown. Add spacer 23M60200S and stud kit 20MK6603.
 - Ford Super Duty F-650 and F-750 require the use of adapter 40TU6855-1 to clear framereail. Change PTO model to 3 assembly and include the pressure lubrication "P" special feature.
 - Interference to the end cover of the CS can be minimized by the use of the CS6G housing option. The option is only available with the "B" or "K" output shaft option.
 - PTO speeds shown are with transmission torque converter in lock-up. Consult Muncie Power for low engine speed and/or high torque applications.

CAUTION: MAXIMUM OUTPUT SHAFT SPEED NOT TO EXCEED 2,500 RPM.

ALLISON TRANSMISSION								LEFT SIDE ONLY (RIGHT SIDE TURN PAGE)				
 AT-540, AT-542, AT-543, AT-545, AT1542, AT1545 Serial #184557 & higher								PTO DRIVE GEAR DATA:				
6-BOLT TYPE	PTO MODEL NUMBER	FOOT NOTES	SHAFT ROTATION	ENGINE %			ADAPTER	SPACER	STUD KIT	SHIFT TYPE	INTERMITTENT RATING @ 1,000 RPM of PTO	
				HI	LO	REV					TORQUE	HP
SINGLE GEAR												
SINGLE SPEED MULTI GEAR	NO PTO OPENING - SEE OTHER SIDE											
SH SERIES												
CLUTCH SHIFT												
1 FWD. 1 REV.												
ADAPTER TO CHANGE ROTATION								REFER TO ADAPTER GEAR ASSEMBLIES IN INDEX				

8-BOLT TYPE	PTO MODEL NUMBER	FOOT NOTES	SHAFT ROTATION	ENGINE %			ADAPTER	SPACER	STUD KIT	SHIFT TYPE	INTERMITTENT RATING @ 1,000 RPM of PTO	
				HI	LO	REV					TORQUE	HP
SINGLE SPEED MULTI GEAR												
1 FWD. 1 REV.												



IMPORTANT: FOOTNOTES MAY AFFECT PTO SELECTION

FOOTNOTES: