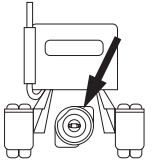

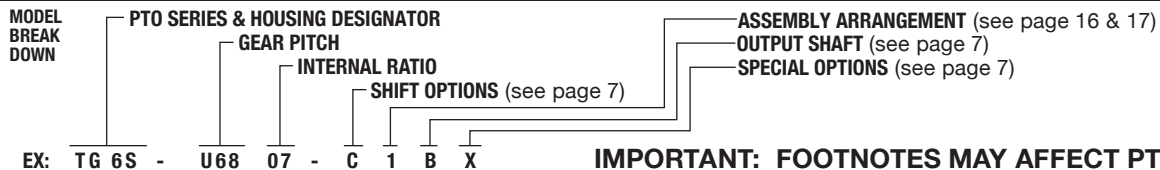


CAUTION: MAXIMUM OUTPUT SHAFT SPEED NOT TO EXCEED 2,500 RPM.

ALLISON TRANSMISSION								TOP OPENING ONLY (LEFT SIDE TURN PAGE)				
 HT-740, HT-740D, HT-740DT, HT-740FS, HT-740FTS, HT-740RS, HT-741, HT-745, HT-747, HT-748, CLT-750, CLB-750, HT-750CRD, HT-750DR, HT-750DRD, HT-754CR, HT-754CRD, HT-755CR, HT-755DR Footnote (1, 2)								SAE 8-BOLT OPENING				
								PTO DRIVE GEAR DATA:				
								40T 6P 25° PA Spur		PLMF: .810		
								LOCATION: Rear		RPM: 1,350		
								PLV: 2356 FPM				
6-BOLT TYPE	PTO MODEL NUMBER	FOOT NOTES	SHAFT ROTATION	ENGINE %			ADAPTER	SPACER	STUD KIT	SHIFT TYPE	INTERMITTENT RATING @ 1,000 RPM of PTO	
				HI	LO	REV					TORQUE	HP
SINGLE GEAR												
SINGLE SPEED MULTI GEAR	TG8S-U6204-M2BP	3	Opp	81					Included	Cable	285	54
	TG8S-U6205-M2BP	3	Opp	106					Included	Cable	270	51
	TG8S-U6206-M2BP	3	Opp	138					Included	Cable	245	47
SH SERIES												
CLUTCH SHIFT												
1 FWD. 1 REV.												
ADAPTER TO CHANGE ROTATION			No Adapter Available					REFER TO ADAPTER GEAR ASSEMBLIES IN INDEX				

8-BOLT TYPE	PTO MODEL NUMBER	FOOT NOTES	SHAFT ROTATION	ENGINE %			ADAPTER	SPACER	STUD KIT	SHIFT TYPE	INTERMITTENT RATING @ 1,000 RPM of PTO	
				HI	LO	REV					TORQUE	HP
SINGLE SPEED MULTI GEAR	828S-U6205-M2CP		Opp	75					Included	Lever	500	95
	828S-U6208-M2CP		Opp	119					Included	Lever	450	85
	828S-U6210-M2CP		Opp	159					Included	Lever	410	78
1 FWD. 1 REV.												

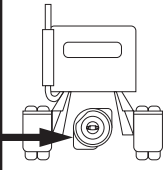



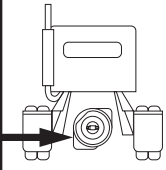

**IMPORTANT: FOOTNOTES MAY AFFECT PTO SELECTION**

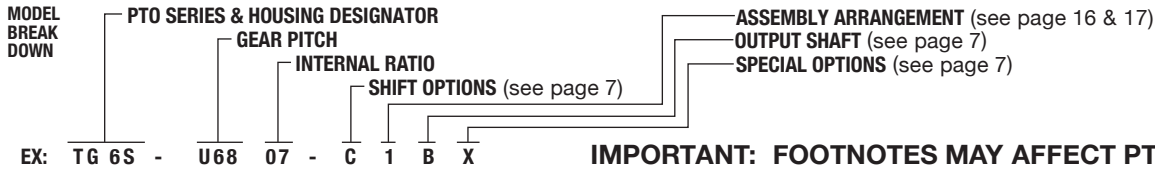
**FOOTNOTES:**

- These are engine driven PTO's. The PTO drive gears and pad must be specially ordered. The engine must shut off to engage or disengage mechanical shift PTOs. Constant mesh shift option "M" is shown for this application.
- Part 43M78897 street tee required for pressure lubrication. This part must be ordered separately.
- TG Series Input Gear: #03T39495 — Refer to kit program on pages 10 & 11.

CAUTION: MAXIMUM OUTPUT SHAFT SPEED NOT TO EXCEED 2,500 RPM.

ALLISON TRANSMISSION								LEFT SIDE ONLY (TOP OPENING TURN PAGE)					
	HT-740, HT-740D, HT-740DT, HT-740FS, HT-740FTS, HT-740RS, HT-741, HT-745, HT-747, HT-748 CLT-750, CLBT-750, HT-750CRD, HT-750DR, HT-750DRD, HT-754CR, HT-754CRD, HT-755CR, HT-755DR Footnote (1, 2)							SAE 8-BOLT OPENING					
	6-BOLT TYPE		PTO MODEL NUMBER	FOOT NOTES	SHAFT ROTATION	ENGINE %			ADAPTER			SPACER	STUD KIT
MODEL NUMBER	NOTES	ROTATION	HI	LO	REV							TORQUE	HP
SINGLE GEAR													
SINGLE SPEED MULTI GEAR	TG8S-U6204-M2BP	3	Opp	81						Included	Cable	285	54
	TG8S-U6205-M2BP	3	Opp	106						Included	Cable	270	51
	TG8S-U6206-M2BP	3	Opp	138						Included	Cable	245	47
SH SERIES													
CLUTCH SHIFT													
1 FWD. 1 REV.													
ADAPTER TO CHANGE ROTATION			No Adapter Available						REFER TO ADAPTER GEAR ASSEMBLIES IN INDEX				

ALLISON TRANSMISSION								LEFT SIDE ONLY (TOP OPENING TURN PAGE)					
	HT-740, HT-740D, HT-740DT, HT-740FS, HT-740FTS, HT-740RS, HT-741, HT-745, HT-747, HT-748 CLT-750, CLBT-750, HT-750CRD, HT-750DR, HT-750DRD, HT-754CR, HT-754CRD, HT-755CR, HT-755DR Footnote (1, 2)							SAE 8-BOLT OPENING					
	6-BOLT TYPE		PTO MODEL NUMBER	FOOT NOTES	SHAFT ROTATION	ENGINE %			ADAPTER			SPACER	STUD KIT
MODEL NUMBER	NOTES	ROTATION	HI	LO	REV							TORQUE	HP
SINGLE SPEED MULTI GEAR													
SINGLE SPEED MULTI GEAR	828S-U6205-M2CP		Opp	75						Included	Lever	500	95
	828S-U6208-M2CP		Opp	119						Included	Lever	450	85
	828S-U6210-M2CP		Opp	159						Included	Lever	410	78
1 FWD. 1 REV.													



**IMPORTANT: FOOTNOTES MAY AFFECT PTO SELECTION**

**FOOTNOTES:**

- These are engine driven PTO's. The PTO drive gears and pad must be specially ordered. The engine must shut off to engage or disengage mechanical shift PTOs. Constant mesh shift option "M" is shown for this application.
- Part 43M78897 street tee required for pressure lubrication. This part must be ordered separately.
- TG Series Input Gear: #03T39495 — Refer to kit program on pages 10 & 11.