
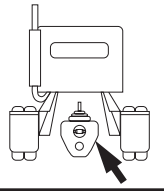
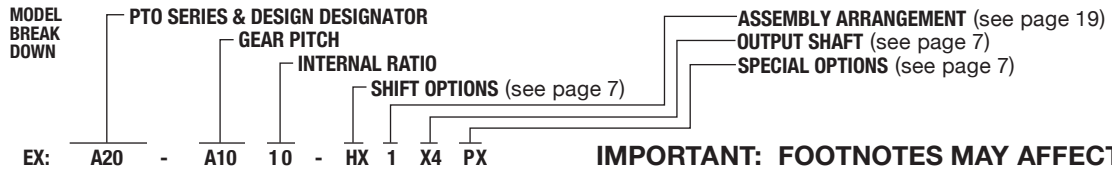


| ALLISON TRANSMISSION | | | | | | | | RIGHT SIDE ONLY (LEFT SIDE TURN PAGE) | | | |
|---|-------------------|---|----------------|----------|----------|------------|---|--|----|--|-----|
|  | | 3000 SERIES HINO CHASSIS MODEL (Model Year 2021 and Later) Footnote (1, 2) | | | | | | ALLISON 10-BOLT OPENING | | | |
| | | | | | | | | PTO DRIVE GEAR DATA: 68T 10.16P L.H. LOCATION: Front PLMF: 1.775 PLV: 1856 FPM RPM: 1,000 | | | |
| 10-BOLT TYPE | PTO MODEL NUMBER | FOOT NOTES | SHAFT ROTATION | ENGINE % | STUD KIT | SHIFT TYPE | SHAFT EXTENSION | CONTINUOUS RATING @ 1,000 RPM of PTO | | INTERMITTENT RATING @ 1,000 RPM of PTO | |
| | | | | | | | | TORQUE | HP | TORQUE | HP |
| CONST. DRIVE MULTI GEAR | | | | | | | | | | | |
| CLUTCH SHIFT MULTI GEAR | A20-A1005-H21X4PX | 3, 4 | Crnk | 74 | Included | Power | See ALLI-5X | CONTINUOUS AND INTERMITTENT RATINGS ARE SAME | | | |
| | A20-A1006-H21X4PX | 3, 4 | Crnk | 85 | Included | Power | See ALLI-5X | 400 | 77 | N/A | N/A |
| | A20-A1007-H21X4PX | 3, 4 | Crnk | 99 | Included | Power | See ALLI-5X | 400 | 77 | N/A | N/A |
| | A20-A1008-H21X4PX | 3, 4 | Crnk | 114 | Included | Power | See ALLI-5X | 415 | 79 | N/A | N/A |
| | A20-A1009-H21X4PX | 3, 4 | Crnk | 122 | Included | Power | See ALLI-5X | 360 | 69 | N/A | N/A |
| | A20-A1010-H21X4PX | 3, 4 | Crnk | 131 | Included | Power | See ALLI-5X | 340 | 65 | N/A | N/A |
| | A20-A1011-H21X4PX | 3, 4 | Crnk | 151 | Included | Power | See ALLI-5X | 310 | 59 | N/A | N/A |
| | A20-A1012-H21X4PX | 3, 4 | Crnk | 162 | Included | Power | See ALLI-5X | 275 | 52 | N/A | N/A |
| | A20-A1015-H21X4PX | 3, 4 | Crnk | 201 | Included | Power | See ALLI-5X | 265 | 50 | N/A | N/A |
| | | | | | | | | | | | |
| CLUTCH SHIFT MULTI GEAR HEAVY DUTY | | | | | | | | | | | |
| OPTIONAL REDUCTION GEARBOX | | | | | | | | | | | |
| ADAPTER TO CHANGE ROTATION | | No Adapter Available | | | | | REFER TO ADAPTER GEAR ASSEMBLIES IN INDEX | | | | |



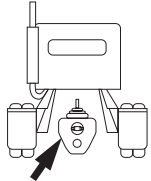

CAUTION: MAXIMUM OUTPUT SHAFT SPEED NOT TO EXCEED 2,500 RPM.

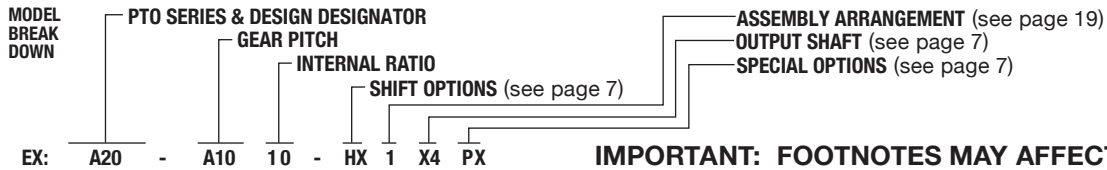


IMPORTANT: FOOTNOTES MAY AFFECT PTO SELECTION

- FOOTNOTES:**
- 1 PTO shown with assembly arrangement with Output Shaft Low and to the rear.
 - 2 Shift code "H2" includes special activation kit with wiring harness for HINO Chassis.
 - 3 A20 has single continuous/intermittent torque rating.
 - 4 PTO available with Muncie Start®; S2 shift code (A20).

CAUTION: MAXIMUM OUTPUT SHAFT SPEED NOT TO EXCEED 2,500 RPM.

| ALLISON TRANSMISSION | | | | | | | LEFT SIDE ONLY (RIGHT SIDE TURN PAGE) | |  | | |
|---|-------------------|------------|----------------------|----------|----------|------------|---|--|---|--|-----|
|  3000 SERIES HINO CHASSIS (Model Year 2021 and Later) | | | | | | | ALLISON 10-BOLT OPENING | | | | |
| 10-BOLT TYPE | PTO MODEL NUMBER | FOOT NOTES | SHAFT ROTATION | ENGINE % | STUD KIT | SHIFT TYPE | SHAFT EXTENSION | PTO DRIVE GEAR DATA: 68T 10.16P L.H. | | INTERMITTENT RATING @ 1,000 RPM of PTO | |
| | | | | | | | | LOCATION: Front PLV: 1856 FPM | PLMF: 1.775 RPM: 1,000 | TORQUE | HP |
| CONST. DRIVE MULTI GEAR | | | | | | | | | | | |
| CLUTCH SHIFT MULTI GEAR | A20-A1005-H23X4PX | 3, 4 | Crnk | 74 | Included | Power | See ALLI-5X | CONTINUOUS AND INTERMITTENT RATINGS ARE SAME | | | |
| | A20-A1006-H23X4PX | 3, 4 | Crnk | 85 | Included | Power | See ALLI-5X | 400 | 77 | N/A | N/A |
| | A20-A1007-H23X4PX | 3, 4 | Crnk | 99 | Included | Power | See ALLI-5X | 400 | 77 | N/A | N/A |
| | A20-A1008-H23X4PX | 3, 4 | Crnk | 114 | Included | Power | See ALLI-5X | 415 | 79 | N/A | N/A |
| | A20-A1009-H23X4PX | 3, 4 | Crnk | 122 | Included | Power | See ALLI-5X | 360 | 69 | N/A | N/A |
| | A20-A1010-H23X4PX | 3, 4 | Crnk | 131 | Included | Power | See ALLI-5X | 340 | 65 | N/A | N/A |
| | A20-A1011-H23X4PX | 3, 4 | Crnk | 151 | Included | Power | See ALLI-5X | 310 | 59 | N/A | N/A |
| | A20-A1012-H23X4PX | 3, 4 | Crnk | 162 | Included | Power | See ALLI-5X | 275 | 52 | N/A | N/A |
| | A20-A1015-H23X4PX | 3, 4 | Crnk | 201 | Included | Power | See ALLI-5X | 265 | 50 | N/A | N/A |
| OPTIONAL REDUCTION GEARBOX | | | | | | | | | | | |
| ADAPTER TO CHANGE ROTATION | | | No Adapter Available | | | | REFER TO ADAPTER GEAR ASSEMBLIES IN INDEX | | | | |



IMPORTANT: FOOTNOTES MAY AFFECT PTO SELECTION

FOOTNOTES:

- 1 PTO shown with assembly arrangement with Output Shaft Low and to the rear.
- 2 Shift code "H2" includes special activation kit with wiring harness for HINO Chassis.
- 3 A20 has single continuous/intermittent torque rating.
- 4 PTO available with Muncie Start®; S2 shift code (A20).