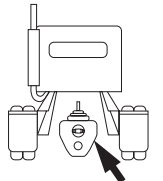



CAUTION: MAXIMUM OUTPUT SHAFT SPEED NOT TO EXCEED 2,500 RPM.

G. M. TRANSMISSION	RIGHT SIDE ONLY (LEFT SIDE TURN PAGE)	
	SAE 6-BOLT OPENING PTO DRIVE GEAR DATA: 64T 6.86P 20° PA Spur LOCATION: Front PLMF: 1.009 PLV: 2441 FPM RPM: 1,000	

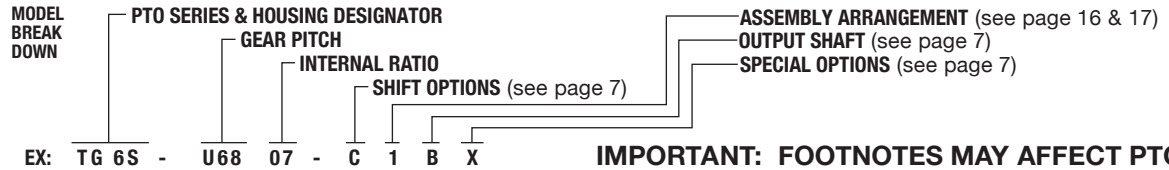
ALLISON 1000 SERIES
2001 and Later 3500 Cab Chassis (C/K3600)
 Footnote (1)

6-BOLT TYPE	PTO MODEL NUMBER	FOOT NOTES	SHAFT ROTATION	ENGINE %			ADAPTER	SPACER	STUD KIT	SHIFT TYPE	INTERMITTENT RATING @ 1,000 RPM of PTO	
				HI	LO	REV					TORQUE	HP
SINGLE GEAR												
SINGLE SPEED MULTI GEAR												
SH SERIES												
CLUTCH SHIFT												
1 FWD. 1 REV.												

USE ALLI-9 APPLICATION PAGE

ADAPTER TO CHANGE ROTATION No Adapter Available REFER TO ADAPTER GEAR ASSEMBLIES IN INDEX

8-BOLT TYPE	PTO MODEL NUMBER	FOOT NOTES	SHAFT ROTATION	ENGINE %			ADAPTER	SPACER	STUD KIT	SHIFT TYPE	INTERMITTENT RATING @ 1,000 RPM of PTO	
				HI	LO	REV					TORQUE	HP
SINGLE SPEED MULTI GEAR												
1 FWD. 1 REV.												

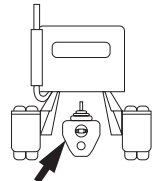



IMPORTANT: FOOTNOTES MAY AFFECT PTO SELECTION

FOOTNOTES:

1 USE APPLICATION ALLI-9

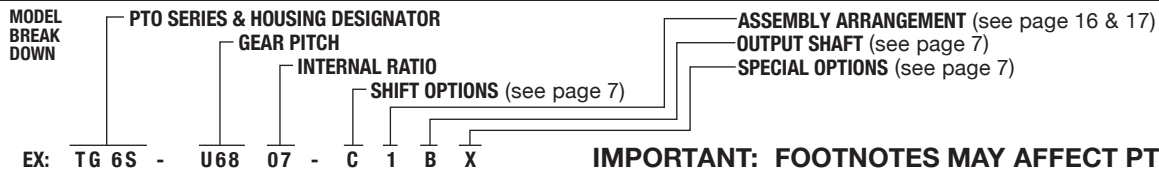
CAUTION: MAXIMUM OUTPUT SHAFT SPEED NOT TO EXCEED 2,500 RPM.

G. M. TRANSMISSION						LEFT SIDE ONLY (RIGHT SIDE TURN PAGE)		
 ALLISON 1000 SERIES 2001 and Later 3500 Cab Chassis (C/K3600) Footnote (1)						SAE 6-BOLT OPENING		
						PTO DRIVE GEAR DATA:		

6-BOLT TYPE	PTO MODEL NUMBER	FOOT NOTES	SHAFT ROTATION	ENGINE %			ADAPTER	SPACER	STUD KIT	SHIFT TYPE	INTERMITTENT RATING @ 1,000 RPM of PTO	
				HI	LO	REV					TORQUE	HP
SINGLE GEAR												
SINGLE SPEED MULTI GEAR												
SH SERIES												
CLUTCH SHIFT												
1 FWD. 1 REV.												

ADAPTER TO CHANGE ROTATION REFER TO ADAPTER GEAR ASSEMBLIES IN INDEX

8-BOLT TYPE	PTO MODEL NUMBER	FOOT NOTES	SHAFT ROTATION	ENGINE %			ADAPTER	SPACER	STUD KIT	SHIFT TYPE	INTERMITTENT RATING @ 1,000 RPM of PTO	
				HI	LO	REV					TORQUE	HP
SINGLE SPEED MULTI GEAR												
1 FWD. 1 REV.												



IMPORTANT: FOOTNOTES MAY AFFECT PTO SELECTION

FOOTNOTES:

- 1 Mounting limited to the right side opening only, due to floorboard interference.