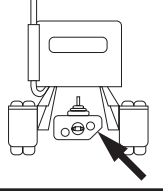




CAUTION: MAXIMUM OUTPUT SHAFT SPEED NOT TO EXCEED 2,500 RPM.

FULLER TRANSMISSION								RIGHT SIDE ONLY (BOTTOM OPENING TURN PAGE)				
	T-8607A, T-8607B, T-11606, T-11607A, T-11607B, TS-11612A, TSO-11612A, TS-12612A, TSO-12612A, TS-13612A, TSO-13612A, TS-15612A, TSO-15612A, TS-16612A, TSO-16612A Footnote (2,3)							SAE 6-BOLT OPENING				
								PTO DRIVE GEAR DATA:				
6-BOLT TYPE	PTO MODEL NUMBER	FOOT NOTES	SHAFT ROTATION	ENGINE%			ADAPTER	SPACER	STUD KIT	SHIFT TYPE	INTERMITTENT RATING @ 1,000 RPM OF PTO	
				HI	LO	REV					TORQUE	HP
SINGLE GEAR												
SINGLE SPEED MULTI GEAR	TG6S-F1005-C1BX	1	Opp	44				23M60165S	20MK6603	Cable	270	51
	TG6S-F1006-C1BX	1	Opp	58				23M60165S	20MK6603	Cable	245	47
	TG6S-F1007-C1BX	1	Opp	68				23M60165S	20MK6603	Cable	230	44
	TG6S-F1008-C1BX	1	Opp	83				23M60165S	20MK6603	Cable	230	44
	TG6S-F1009-C1BX	1	Opp	87				23M60165S	20MK6603	Cable	205	39
	TG6S-F1012-C1BH	1	Opp	107				23M60165S	20MK6603	Cable	210	40
	TG6S-F1013-C1BH	1	Opp	122				23M60165S	20MK6603	Cable	207	39
	TG6S-F1015-C1BH	1	Opp	137				23M60165S	20MK6603	Cable	184	35
	TG6S-F1018-C1BH	1	Opp	162				23M60165S	20MK6603	Cable	155	29
SH SERIES	SH6S-F1012-E1BX		Opp	109				23M60165S	20TK4433	Elec/Air	231	44
CLUTCH SHIFT	CS6S-F1012-E1BX		Opp	109				23M60165S	20TK4423	Power	231	44
1 FWD. 1 REV.												
ADAPTER TO CHANGE ROTATION			No Adapter Available					REFER TO ADAPTER GEAR ASSEMBLIES IN INDEX				

8-BOLT TYPE	PTO MODEL NUMBER	FOOT NOTES	SHAFT ROTATION	ENGINE%			ADAPTER	SPACER	STUD KIT	SHIFT TYPE	INTERMITTENT RATING @ 1,000 RPM OF PTO	
				HI	LO	REV					TORQUE	HP
SINGLE SPEED MULTI GEAR												
1 FWD. 1 REV.												

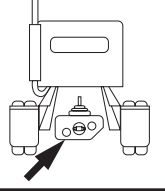



EX: TG 6S - U68 07 - C 1 B X **IMPORTANT: FOOTNOTES MAY AFFECT PTO SELECTION**


**FOOTNOTES:**

- TG Series Input Gear: #03T94192 — Refer to kit program on pages 10 & 11.
- Direct mount pumps will not clear bulge on right side.
- PTO torque rating shown is maximum calculated PTO rating which will not exceed the 500 lb.ft. rating set by Eaton for their transmissions with roller bearings. Refer to Eaton bulletin TMIB-0127. Maximum PTO torque must not exceed this rating or the PTO rating shown on page 22 of the General Information section.

CAUTION: MAXIMUM OUTPUT SHAFT SPEED NOT TO EXCEED 2,500 RPM.

FULLER TRANSMISSION								BOTTOM OPENING ONLY (RIGHT SIDE TURN PAGE)				
		T-8607A, T-8607B, T-11606, T-11607A, T-11607B, TS-11612A, TSO-11612A, TS-12612A, TSO-12612A, TS-13612A, TSO-13612A, TS-15612A, TSO-15612A, TS-16612A, TSO-16612A Footnote (2)						SAE 8-BOLT OPENING				
								PTO DRIVE GEAR DATA:				
								78T 10.1P 20° PA Spur LOCATION: Front PLMF: .865 PLV: 1035 FPM RPM: 512				
6-BOLT TYPE	PTO MODEL NUMBER	FOOT NOTES	SHAFT ROTATION	ENGINE%			ADAPTER	SPACER	STUD KIT	SHIFT TYPE	INTERMITTENT RATING @ 1,000 RPM OF PTO	
				HI	LO	REV					TORQUE	HP
SINGLE GEAR												
SINGLE SPEED MULTI GEAR	TG8S-F1005-C1BX	1	Opp	44				23M80032	Included	Cable	270	51
	TG8S-F1006-C1BX	1	Opp	58				23M80032	Included	Cable	245	47
	TG8S-F1007-C1BX	1	Opp	68				23M80032	Included	Cable	230	44
	TG8S-F1008-C1BX	1	Opp	83				23M80032	Included	Cable	230	44
	TG8S-F1009-C1BX	1	Opp	87				23M80032	Included	Cable	205	39
	TG8S-F1012-C1BH	1	Opp	107				23M80032	Included	Cable	210	40
	TG8S-F1013-C1BH	1	Opp	122				23M80032	Included	Cable	199	38
	TG8S-F1015-C1BH	1	Opp	137				23M80032	Included	Cable	176	34
	TG8S-F1018-C1BH	1	Opp	162				23M80032	Included	Cable	148	28
SH SERIES	SH8S-F1012-E1BX		Opp	109				23M80032	Included	Elec/Air	231	44
	SH8S-F1013-E1BX		Opp	127				23M80032	Included	Elec/Air	200	38
CLUTCH SHIFT	CS8S-F1012-E1BX		Opp	109				23M80032	Included	Power	231	44
1 FWD. 1 REV.												
ADAPTER TO CHANGE ROTATION			No Adapter Available				REFER TO ADAPTER GEAR ASSEMBLIES IN INDEX					

8-BOLT TYPE	PTO MODEL NUMBER	FOOT NOTES	SHAFT ROTATION	ENGINE%			ADAPTER	SPACER	STUD KIT	SHIFT TYPE	INTERMITTENT RATING @ 1,000 RPM OF PTO	
				HI	LO	REV					TORQUE	HP
SINGLE SPEED MULTI GEAR												
1 FWD. 1 REV.												



**IMPORTANT: FOOTNOTES MAY AFFECT PTO SELECTION**

**FOOTNOTES:**

- 1 TG Series Input Gear: #03T94192 — Refer to kit program on pages 10 & 11.
- 2 PTO torque rating shown is maximum calculated PTO rating which will not exceed the 500 lb.ft. rating set by Eaton for their transmissions with roller bearings. Refer to Eaton bulletin TMIB-0127. Maximum PTO torque must not exceed this rating or the PTO rating shown on page 22 of the General Information section.