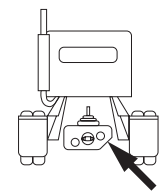


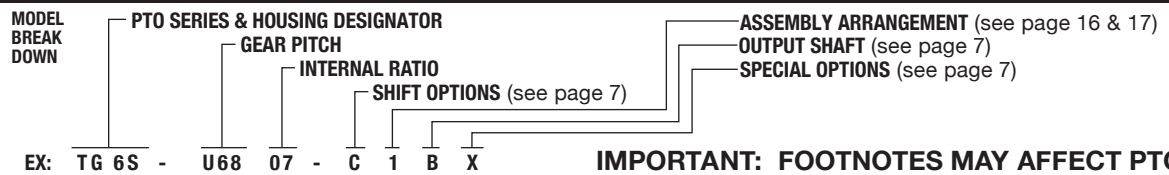
CAUTION: MAXIMUM OUTPUT SHAFT SPEED NOT TO EXCEED 2,500 RPM.

	<b>FULLER TRANSMISSION</b>	<b>RIGHT SIDE ONLY</b> (BOTTOM OPENING TURN PAGE)	
<b>TO-11607B-ASX, TO-14607B-ASX</b> <b>TX-14607B, TX-8607B</b> Footnote (2, 3)		<b>SAE 6-BOLT OPENING</b>	
		<b>PTO DRIVE GEAR DATA:</b> 78T 10.1P 21.5° PA Spur <b>LOCATION:</b> Rear <b>PLMF:</b> .974 <b>PLV:</b> 1387 FPM <b>RPM:</b> 686	

6-BOLT TYPE	PTO MODEL NUMBER	FOOT NOTES	SHAFT ROTATION	ENGINE%			ADAPTER	SPACER	STUD KIT	SHIFT TYPE	INTERMITTENT RATING @ 1,000 RPM OF PTO	
				HI	LO	REV					TORQUE	HP
SINGLE GEAR												
SINGLE SPEED MULTI GEAR	TG6S-F1104-C2BX	1	Opp	46				23M60187S	20MK6603	Cable	285	54
	TG6S-F1105-C2BX	1	Opp	60				23M60187S	20MK6603	Cable	270	51
	TG6S-F1106-C2BX	1	Opp	78				23M60187S	20MK6603	Cable	245	47
	TG6S-F1107-C2BX	1	Opp	92				23M60187S	20MK6603	Cable	230	44
	TG6S-F1108-C2BX	1	Opp	112				23M60187S	20MK6603	Cable	230	44
	TG6S-F1109-C2BX	1	Opp	117				23M60187S	20MK6603	Cable	205	39
	TG6S-F1112-C2BH	1	Opp	144				23M60187S	20MK6603	Cable	210	40
	TG6S-F1113-C2BH	1	Opp	164				23M60187S	20MK6603	Cable	207	39
	TG6S-F1115-C2BH	1	Opp	184				23M60187S	20MK6603	Cable	184	35
	TG6S-F1118-C2BH	1	Opp	219				23M60187S	20MK6603	Cable	155	29
SH SERIES												
CLUTCH SHIFT												
1 FWD. 1 REV.												

ADAPTER TO CHANGE ROTATION      No Adapter Available      REFER TO ADAPTER GEAR ASSEMBLIES IN INDEX

8-BOLT TYPE	PTO MODEL NUMBER	FOOT NOTES	SHAFT ROTATION	ENGINE%			ADAPTER	SPACER	STUD KIT	SHIFT TYPE	INTERMITTENT RATING @ 1,000 RPM OF PTO	
				HI	LO	REV					TORQUE	HP
SINGLE SPEED MULTI GEAR												
1 FWD. 1 REV.												

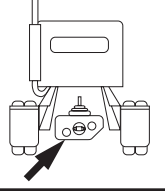



**IMPORTANT: FOOTNOTES MAY AFFECT PTO SELECTION**


**FOOTNOTES:**

- 1 TG Series Input Gear: #03T35189 — Refer to kit program on pages 10 & 11.
- 2 Direct mount pumps will not clear bulge on transmission case.
- 3 PTO torque rating shown is maximum calculated PTO rating which will not exceed the 500 lb.ft. rating set by Eaton for their transmissions with roller bearings. Refer to Eaton bulletin TMIB-0127. Maximum PTO torque must not exceed this rating or the PTO rating shown on page 22 of the General Information section.

CAUTION: MAXIMUM OUTPUT SHAFT SPEED NOT TO EXCEED 2,500 RPM.

FULLER TRANSMISSION								BOTTOM OPENING ONLY (RIGHT SIDE TURN PAGE)				
		<b>TO-11607B-ASX, TO-14607B-ASX</b> <b>TX-14607B, TX-8607B</b> Footnote (2)						SAE 8-BOLT OPENING				
								PTO DRIVE GEAR DATA:				
								78T 10.1P 21.5° PA Spur LOCATION: Rear    PLMF: .865 PLV: 1387 FPM      RPM: 686				
6-BOLT TYPE	PTO MODEL NUMBER	FOOT NOTES	SHAFT ROTATION	ENGINE%			ADAPTER	SPACER	STUD KIT	SHIFT TYPE	INTERMITTENT RATING @ 1,000 RPM OF PTO	
				HI	LO	REV					TORQUE	HP
SINGLE GEAR												
SINGLE SPEED MULTI GEAR	TG8S-F1104-C2BX	1	Opp	46				23M80032	Included	Cable	285	54
	TG8S-F1105-C2BX	1	Opp	60				23M80032	Included	Cable	270	51
	TG8S-F1106-C2BX	1	Opp	78				23M80032	Included	Cable	245	47
	TG8S-F1107-C2BX	1	Opp	92				23M80032	Included	Cable	230	44
	TG8S-F1108-C2BX	1	Opp	112				23M80032	Included	Cable	230	44
	TG8S-F1109-C2BX	1	Opp	117				23M80032	Included	Cable	205	39
	TG8S-F1112-C2BH	1	Opp	144				23M80032	Included	Cable	210	40
	TG8S-F1113-C2BH	1	Opp	164				23M80032	Included	Cable	199	38
	TG8S-F1115-C2BH	1	Opp	184				23M80032	Included	Cable	176	34
	TG8S-F1118-C2BH	1	Opp	219				23M80032	Included	Cable	148	28
SH SERIES												
CLUTCH SHIFT												
1 FWD. 1 REV.												
ADAPTER TO CHANGE ROTATION			No Adapter Available				REFER TO ADAPTER GEAR ASSEMBLIES IN INDEX					

8-BOLT TYPE	PTO MODEL NUMBER	FOOT NOTES	SHAFT ROTATION	ENGINE%			ADAPTER	SPACER	STUD KIT	SHIFT TYPE	INTERMITTENT RATING @ 1,000 RPM OF PTO	
				HI	LO	REV					TORQUE	HP
SINGLE SPEED MULTI GEAR	828S-F1119-L2CX		Opp	167				23M80190	20MK8817	Lever	202	38
1 FWD. 1 REV.												



**IMPORTANT: FOOTNOTES MAY AFFECT PTO SELECTION**

**FOOTNOTES:**

- 1 TG Series Input Gear: #03T35189 — Refer to kit program on pages 10 & 11.
- 2 PTO torque rating shown is maximum calculated PTO rating which will not exceed the 500 lb.ft. rating set by Eaton for their transmissions with roller bearings. Refer to Eaton bulletin TMIB-0127. Maximum PTO torque must not exceed this rating or the PTO rating shown on page 22 of the General Information section.