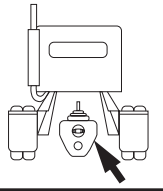




CAUTION: MAXIMUM OUTPUT SHAFT SPEED NOT TO EXCEED 2,500 RPM.

FULLER TRANSMISSION								RIGHT SIDE ONLY (LEFT OPENING TURN PAGE)				
	<b>FRLO-14410C-T2, FRLO-15410C-T2, FRLO-16410C-T2, FRLO-18410C-T 2(LIGHTNING) Footnote (2, 7)</b>							SAE 6-BOLT OPENING				
								PTO DRIVE GEAR DATA:				
								51T 8.38P 18PA 33.1° R.H.	PLMF: 1.084			
								LOCATION: Front	RPM: 627			
								PLV: 1192 FPM				
6-BOLT TYPE	PTO MODEL NUMBER	FOOT NOTES	SHAFT ROTATION	ENGINE%			ADAPTER	SPACER	STUD KIT	SHIFT TYPE	INTERMITTENT RATING @ 1,000 RPM OF PTO	
				HI	LO	REV					TORQUE	HP
SINGLE GEAR												
SINGLE SPEED MULTI GEAR	TG6F-F8405-C1BX	1, 3	Opp	54					Included	Cable	270	51
	TG6F-F8406-C1BX	1, 3	Opp	70					Included	Cable	245	47
	TG6F-F8407-C1BX	1, 3	Opp	82					Included	Cable	230	44
	TG6F-F8408-C1BX	1, 3	Opp	101					Included	Cable	230	44
	TG6F-F8409-C1BX	1, 3	Opp	105					Included	Cable	205	39
	TG6F-F8412-C1BH	1, 3	Opp	129					Included	Cable	210	40
	TG6F-F8413-C1BH	1, 3, 6	Opp	147					Included	Cable	206	39
	TG6F-F8415-C1BH	1, 3, 6	Opp	166					Included	Cable	190	36
	TG6F-F8418-C1BH	1, 3, 6	Opp	196					Included	Cable	160	30
SH SERIES	SH6F-F8405-E1BX	4, 5	Opp	54					Included	Elec/Air	400	76
	SH6F-F8407-E1BX	4, 5, 6	Opp	80					Included	Elec/Air	390	74
	SH6F-F8409-E1BX	4, 5, 6	Opp	99					Included	Elec/Air	315	60
	SH6F-F8412-E1BX	4, 5, 6	Opp	131					Included	Elec/Air	238	45
CLUTCH SHIFT	CS6F-F8405-E1BX	5	Opp	54					Included	Power	300	57
	CS6F-F8407-E1BX	5	Opp	80					Included	Power	275	52
	CS6F-F8409-E1BX	5	Opp	99					Included	Power	275	52
	CS6F-F8412-E1BX	5	Opp	131					Included	Power	238	45
1 FWD. 1 REV.												
ADAPTER TO CHANGE ROTATION		8	40TF8430-1 Change PTO input to F86					REFER TO ADAPTER GEAR ASSEMBLIES IN INDEX				

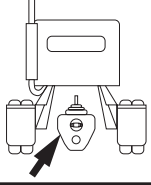

8-BOLT TYPE	PTO MODEL NUMBER	FOOT NOTES	SHAFT ROTATION	ENGINE%			ADAPTER	SPACER	STUD KIT	SHIFT TYPE	INTERMITTENT RATING @ 1,000 RPM OF PTO	
				HI	LO	REV					TORQUE	HP
SINGLE SPEED MULTI GEAR												
1 FWD. 1 REV.												




**IMPORTANT: FOOTNOTES MAY AFFECT PTO SELECTION**

- FOOTNOTES:**
- 1 TG Series Input Gear: #03T37740 — Refer to kit program on pages 10 & 11.
  - 2 PTO requires two alignment dowel pins and metric stud kit, included.
  - 3 Anaerobic sealant required to mount TG PTO to case. Supplied (13T38145 tube). No shim adjustment or gaskets are required.
  - 4 SH Series PTOs REQUIRE that the Vehicle Clutch be fully depressed during engagement and disengagement of PTO.
  - 5 Anaerobic sealant required to mount CS or SH Series PTO to case. Supplied (13M51717 tube). No shim adjustment or gaskets are required.
  - 6 PTO ratings are derated due to transmission gear specifications.
  - 7 Possible Interference with spring hanger on vehicles with set back front axles on Kenworth and Mack chassis.
  - 8 When using adapter 40TF8430-1, change input gear to F86 designator. TG input gear 03T39458. Check for availability of CS/SH Series input gear before specifying this option. PTO mounts to adapter with 20TK4049A metric stud kit provided with PTO. The CS and SH only available with F8607 ratio for adapter.

CAUTION: MAXIMUM OUTPUT SHAFT SPEED NOT TO EXCEED 2,500 RPM.

FULLER TRANSMISSION								LEFT SIDE ONLY (RIGHT SIDE TURN PAGE)				
	<b>FRLO-14410C-T2, FRLO-15410C-T2, FRLO-16410C-T2, FRLO-18410C-T2 (LIGHTNING) Footnote (2, 7)</b>							SAE 6-BOLT OPENING				
								PTO DRIVE GEAR DATA: 51T 8.38P 18PA 33.1° R.H. LOCATION: Front PLMF: 1.084 PLV: 1192 FPM RPM: 627				
6-BOLT TYPE	PTO MODEL NUMBER	FOOT NOTES	SHAFT ROTATION	ENGINE%			ADAPTER	SPACER	STUD KIT	SHIFT TYPE	INTERMITTENT RATING @ 1,000 RPM OF PTO	
				HI	LO	REV					TORQUE	HP
SINGLE GEAR												
SINGLE SPEED MULTI GEAR	TG6F-F8405-C3BX	1, 3	Opp	54					Included	Cable	270	51
	TG6F-F8406-C3BX	1, 3	Opp	70					Included	Cable	245	47
	TG6F-F8407-C3BX	1, 3	Opp	82					Included	Cable	230	44
	TG6F-F8408-C3BX	1, 3	Opp	101					Included	Cable	230	44
	TG6F-F8409-C3BX	1, 3	Opp	105					Included	Cable	205	39
	TG6F-F8412-C3BH	1, 3	Opp	129					Included	Cable	210	40
	TG6F-F8413-C3BH	1, 3, 6	Opp	147					Included	Cable	206	39
	TG6F-F8415-C3BH	1, 3, 6	Opp	166					Included	Cable	190	36
	TG6F-F8418-C3BH	1, 3, 6	Opp	196					Included	Cable	160	30
SH SERIES	SH6F-F8405-E3BX	4, 5	Opp	54					Included	Elec/Air	400	76
	SH6F-F8407-E3BX	4, 5, 6	Opp	80					Included	Elec/Air	390	74
	SH6F-F8409-E3BX	4, 5, 6	Opp	99					Included	Elec/Air	315	60
	SH6F-F8412-E3BX	4, 5, 6	Opp	131					Included	Elec/Air	238	45
CLUTCH SHIFT	CS6F-F8405-E3BX	5	Opp	54					Included	Power	300	57
	CS6F-F8407-E3BX	5	Opp	80					Included	Power	275	52
	CS6F-F8409-E3BX	5	Opp	99					Included	Power	275	52
	CS6F-F8412-E3BX	5	Opp	131					Included	Power	238	45
1 FWD. 1 REV.												
ADAPTER TO CHANGE ROTATION		8	40TF8430-2 Change PTO input to F86				REFER TO ADAPTER GEAR ASSEMBLIES IN INDEX					

8-BOLT TYPE	PTO MODEL NUMBER	FOOT NOTES	SHAFT ROTATION	ENGINE%			ADAPTER	SPACER	STUD KIT	SHIFT TYPE	INTERMITTENT RATING @ 1,000 RPM OF PTO	
				HI	LO	REV					TORQUE	HP
SINGLE SPEED MULTI GEAR												
1 FWD. 1 REV.												



**IMPORTANT: FOOTNOTES MAY AFFECT PTO SELECTION**

- FOOTNOTES:**
- 1 TG Series Input Gear: #03T37740 — Refer to kit program on pages 10 & 11.
  - 2 PTO requires two alignment dowel pins and metric stud kit, included.
  - 3 Anaerobic sealant required to mount TG PTO to case. Supplied (13T38145 tube). No shim adjustment or gaskets are required.
  - 4 SH Series PTOs REQUIRE that the Vehicle Clutch be fully depressed during engagement and disengagement of PTO.
  - 5 Anaerobic sealant required to mount CS or SH Series PTO to case. Supplied (13M51717 tube). No shim adjustment or gaskets are required.
  - 6 PTO ratings are derated due to transmission gear specifications.
  - 7 Possible Interference with spring hanger on vehicles with set back front axles on Kenworth and Mack chassis.
  - 8 When using adapter 40TF8430-2, change input gear to F86 designator. TG input gear 03T39458. Check for availability of CS/SH Series input gear before specifying this option. PTO mounts to adapter with 20TK4049A metric stud kit provided with PTO.