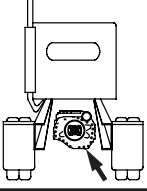

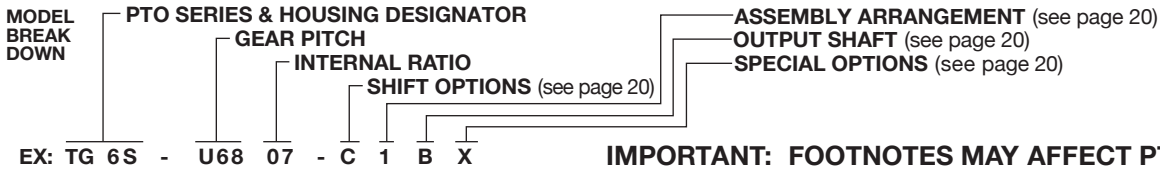


CAUTION: MAXIMUM OUTPUT SHAFT SPEED NOT TO EXCEED 2,500 RPM.

EATON TRANSMISSION								RIGHT REAR ONLY (BOTTOM OPENING TURN PAGE)					
 PACCAR TX12 AUTOMATED PO-14F112C, PO-15F112C, PO-16F112C, PO-17F112C, PO-18F112C EATON ENDURANT HD SERIES EE0-14F112-C, EE0-15F112C, EE0-16F112C, EE0-17F112C, EE0-18F112C								METRIC OPENING					
								PTO DRIVE GEAR DATA:					
6-BOLT TYPE		PTO MODEL NUMBER	FOOT NOTES	SHAFT ROTATION	ENGINE%			ADAPTER	SPACER	STUD KIT	SHIFT TYPE	INTERMITTENT RATING @ 1,000 RPM OF PTO	
					HI	LO	REV					TORQUE	HP
SINGLE GEAR													
SINGLE SPEED MULTI GEAR		RS4S-P81Z2-P1CX	1, 2	Opp	137			601K7150000		199K1093000	Elec/Air	442	84
		RS4S-P84Z4-P1CX	1, 2	Crnk	127			601K7150000		199K1095000	Elec/Air	369	70
		RS4S-P84Z2-P1CX	1, 2	Crnk	177			601K7150000		199K1095000	Elec/Air	300	57
		RS4S-P84Z4-P1IX	1, 2	Crnk	127			601K7150000		199K1094000	Elec/Air	369	70
		RS4S-P84Z2-P1IX	1, 2	Crnk	177			601K7150000		199K1094000	Elec/Air	300	57
SH SERIES													
CLUTCH SHIFT													
1 FWD. 1 REV.													
ADAPTER TO CHANGE ROTATION			No Adapter Available						REFER TO ADAPTER GEAR ASSEMBLIES IN INDEX				

8-BOLT TYPE		PTO MODEL NUMBER	FOOT NOTES	SHAFT ROTATION	ENGINE%			ADAPTER	SPACER	STUD KIT	SHIFT TYPE	INTERMITTENT RATING @ 1,000 RPM OF PTO	
					HI	LO	REV					TORQUE	HP
SINGLE SPEED MULTI GEAR													
1 FWD. 1 REV.													

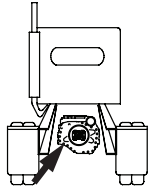



IMPORTANT: FOOTNOTES MAY AFFECT PTO SELECTION

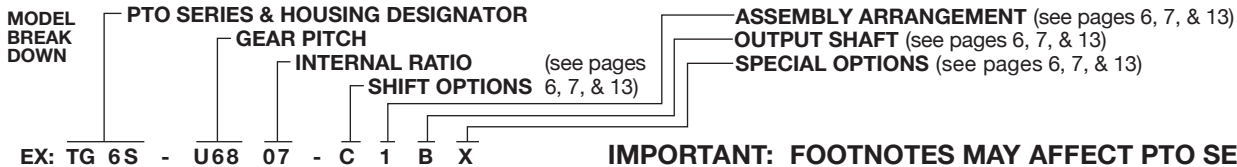
FOOTNOTES:

- PTO must be wired through the transmission control module as described by Eaton in their application manual.
- PTOs shown are listed with shift codes that do not include activation components (RS4S "P" shift code). Chassis must be supplied with PTO prep option, and PTO switch installed. For chassis without PTO prep option, order shift code "E".

CAUTION: MAXIMUM OUTPUT SHAFT SPEED NOT TO EXCEED 2,500 RPM.

EATON TRANSMISSION								BOTTOM OPENING ONLY (REAR RIGHT OPENING TURN PAGE)				
 PACCAR TX12 AUTOMATED PO-14F112C, PO-15F112C, PO-16F112C, PO-17F112C, PO-18F112C EATON ENDURANT HD SERIES EE0-14F112-C, EE0-15F112C, EE0-16F112C, EE0-17F112C, EE0-18F112C, EHD-14F112C-N Footnote (2)								EATON 8-BOLT OPENING				
								PTO DRIVE GEAR DATA: 42T 8.048P 20PA 28.9 LH				
								LOCATION: Front		PLMF: 1.100		
								PLV: 2136		RPM: 1,368		
6-BOLT TYPE	PTO MODEL NUMBER	FOOT NOTES	SHAFT ROTATION	ENGINE%			ADAPTER	SPACER	STUD KIT	SHIFT TYPE	INTERMITTENT RATING @ 1,000 RPM OF PTO	
				HI	LO	REV					TORQUE	HP
SINGLE GEAR												
SINGLE SPEED MULTI GEAR	TG8F-E8004-P1BX	1, 3	Opp	68					Included	Air	285	54
	TG8F-E8005-P1BX	1, 3	Opp	82					Included	Air	270	51
	TG8F-E8006-P1BX	1, 3	Opp	106					Included	Air	245	47
	TG8F-E8007-P1BX	1, 3	Opp	125					Included	Air	230	44
	TG8F-E8008-P1BX	1, 3	Opp	153					Included	Air	230	44
	TG8F-E8009-P1BX	1, 3	Opp	160					Included	Air	205	39
	TG8F-E8012-P1BH	1, 3	Opp	197					Included	Air	210	40
SH SERIES	SH8F-E8007-P1BX	3, 4	Opp	126					Included	Air	366	70
	SH8F-E8009-P1BX	3, 4	Opp	156					Included	Air	295	56
	SH8F-E8012-P1BX	3, 4	Opp	206					Included	Air	221	42
CLUTCH SHIFT												
1 FWD. 1 REV.												
ADAPTER TO CHANGE ROTATION			No Adapter Available					REFER TO ADAPTER GEAR ASSEMBLIES IN INDEX				

8-BOLT TYPE	PTO MODEL NUMBER	FOOT NOTES	SHAFT ROTATION	ENGINE%			ADAPTER	SPACER	STUD KIT	SHIFT TYPE	INTERMITTENT RATING @ 1,000 RPM OF PTO	
				HI	LO	REV					TORQUE	HP
SINGLE SPEED MULTI GEAR	828F-E8005-T1CX	3, 4	Opp	63					Included	Air	500	95
	828F-E8008-T1CX	3	Opp	100					Included	Air	450	85
	828F-E8009-T1CX	3	Opp	124					Included	Air	388	74
	828F-E8010-T1CX	3	Opp	134					Included	Air	362	69
	828F-E8012-T1CX	3, 4	Opp	154					Included	Air	313	60
	828F-E8013-T1CX	3, 4	Opp	178					Included	Air	271	52
	1 FWD. 1 REV.											



IMPORTANT: FOOTNOTES MAY AFFECT PTO SELECTION

FOOTNOTES:

- 1 TG Series Input Gear is not available in kit format due to housing change required.
- 2 PTO must be wired through the transmission control module as described by Eaton in their application manual.
- 3 PTOs shown are listed with shift codes that do not include activation components (TG and SH Series "P" shift code 82 Series). Chassis must be supplied with PTO prep option and PTO switch installed. For chassis without PTO controls option, order PTO shift code "E" (TG and SH Series) or "S" (82 Series).
- 4 Call for availability.