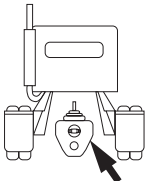

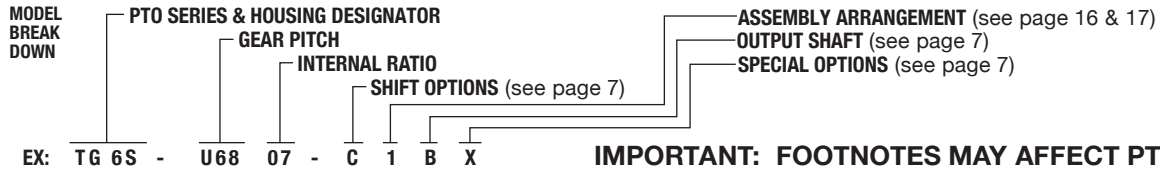


CAUTION: MAXIMUM OUTPUT SHAFT SPEED NOT TO EXCEED 2500 RPM.

INTERNATIONAL TRANSMISSION								RIGHT SIDE ONLY (LEFT SIDE TURN PAGE)				
		T-34, T-36, T-496, T-699 Footnote (1)						SAE 6-BOLT OPENING				
								PTO DRIVE GEAR DATA: 21T 6/8P 20° PA Spur LOCATION: Front PLMF: 1.064 PLV: 287 FPM RPM: 313				
6-BOLT TYPE	PTO MODEL NUMBER	FOOT NOTES	SHAFT ROTATION	ENGINE%			ADAPTER	SPACER	STUD KIT	SHIFT TYPE	INTERMITTENT RATING @ 1000 RPM OF PTO	
				HI	LO	REV					TORQUE	HP
SINGLE GEAR												
SINGLE SPEED MULTI GEAR	TG6S-U6813-C1BH	2	Crnk	35				23M60032S	Included	Cable	210	40
	TG6S-U6815-C1BH	2	Crnk	40				23M60032S	Included	Cable	195	37
	TG6S-U6818-C1BH	2	Crnk	47				23M60032S	Included	Cable	175	33
SH SERIES												
CLUTCH SHIFT												
1 FWD. 1 REV.	RG6D-U6813-L1BX	4	Opp	39		31		23M60240S	20MK6603	Lever	140	26
ADAPTER TO CHANGE ROTATION		3	See Footnote					REFER TO ADAPTER GEAR ASSEMBLIES IN INDEX				

8-BOLT TYPE	PTO MODEL NUMBER	FOOT NOTES	SHAFT ROTATION	ENGINE%			ADAPTER	SPACER	STUD KIT	SHIFT TYPE	INTERMITTENT RATING @ 1000 RPM OF PTO	
				HI	LO	REV					TORQUE	HP
SINGLE SPEED MULTI GEAR												
1 FWD. 1 REV.												

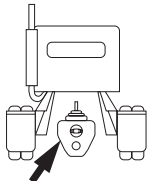



IMPORTANT: FOOTNOTES MAY AFFECT PTO SELECTION

FOOTNOTES:

- IHC recommends only 10W-40W engine oil for lubrication of this transmission. DO NOT USE ORDINARY GEAR LUBRICANTS.
- TG Series Input Gear: #03T34284 — Refer to kit program on page 10 & 11.
- For continuous duty applications use 40TU6855-1 or 40TU6800 + 23M62000 + 23MK6631.
- Do not use for continuous duty applications.

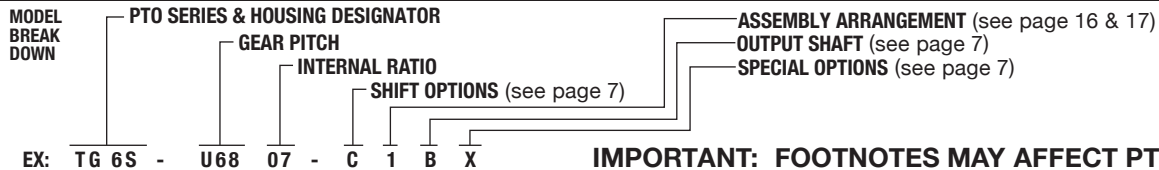
CAUTION: MAXIMUM OUTPUT SHAFT SPEED NOT TO EXCEED 2500 RPM.

INTERNATIONAL TRANSMISSION				LEFT SIDE ONLY (RIGHT SIDE TURN PAGE)		
 T-34, T-36, T-496, T-699 Footnote (2)				SAE 6-BOLT OPENING		
				PTO DRIVE GEAR DATA: 19T 6.540P 18°27'54"PA 23°26'48" R.H. LOCATION: Front PLMF: 1.009 PLV: 422 FPM RPM: 537		

6-BOLT TYPE	PTO MODEL NUMBER	FOOT NOTES	SHAFT ROTATION	ENGINE%			ADAPTER	SPACER	STUD KIT	SHIFT TYPE	INTERMITTENT RATING @ 1000 RPM OF PTO	
				HI	LO	REV					TORQUE	HP
SINGLE GEAR												
SINGLE SPEED MULTI GEAR	TG6S-H6512-C3BH	3	Opp	49				23M60093S	20MK6602	Cable	210	40
	TG6S-H6513-C3BH	1, 3	Opp	56				23M60093S	20MK6602	Cable	210	40
	TG6S-H6515-C3BH	1, 3	Opp	63				23M60093S	20MK6602	Cable	195	37
	TG6S-H6518-C3BH	1, 3	Opp	75				23M60093S	20MK6602	Cable	175	33
SH SERIES												
CLUTCH SHIFT												
1 FWD. 1 REV.												

ADAPTER TO CHANGE ROTATION
No Adapter Available
REFER TO ADAPTER GEAR ASSEMBLIES IN INDEX

8-BOLT TYPE	PTO MODEL NUMBER	FOOT NOTES	SHAFT ROTATION	ENGINE%			ADAPTER	SPACER	STUD KIT	SHIFT TYPE	INTERMITTENT RATING @ 1000 RPM OF PTO	
				HI	LO	REV					TORQUE	HP
SINGLE SPEED MULTI GEAR												
1 FWD. 1 REV.												



IMPORTANT: FOOTNOTES MAY AFFECT PTO SELECTION

FOOTNOTES:

- PTO's interfere with transmission oil slinger. Removal or modification is required, but not recommended. Use R.S. opening if possible.
- IHC recommends only 10W-40W engine oil for lubrication of this transmission. **DO NOT USE ORDINARY GEAR LUBRICANTS.**
- TG Series Input Gear: #03T34456 — Refer to kit program on page 10 & 11.