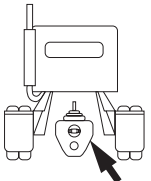




CAUTION: MAXIMUM OUTPUT SHAFT SPEED NOT TO EXCEED 2500 RPM.

INTERNATIONAL TRANSMISSION								RIGHT SIDE ONLY (LEFT SIDE TURN PAGE)					
 T-35, T-495, T-698 Footnote (1)								SAE 6-BOLT OPENING					
								PTO DRIVE GEAR DATA:					
								LOCATION: Front		RPM: 271		PLV: 248 FPM	
6-BOLT TYPE	PTO MODEL NUMBER	FOOT NOTES	SHAFT ROTATION	ENGINE%			ADAPTER	SPACER	STUD KIT	SHIFT TYPE	INTERMITTENT RATING @ 1000 RPM OF PTO		
				HI	LO	REV					TORQUE	HP	
SINGLE GEAR													
SINGLE SPEED MULTI GEAR	TG6S-U6818-C1BH	2	Crnk	41				23M60032S	Included	Cable	175	33	
SH SERIES													
CLUTCH SHIFT													
1 FWD. 1 REV.													
ADAPTER TO CHANGE ROTATION		3	See Footnote					REFER TO ADAPTER GEAR ASSEMBLIES IN INDEX					

8-BOLT TYPE	PTO MODEL NUMBER	FOOT NOTES	SHAFT ROTATION	ENGINE%			ADAPTER	SPACER	STUD KIT	SHIFT TYPE	INTERMITTENT RATING @ 1000 RPM OF PTO	
				HI	LO	REV					TORQUE	HP
SINGLE SPEED MULTI GEAR												
1 FWD. 1 REV.												



IMPORTANT: FOOTNOTES MAY AFFECT PTO SELECTION

FOOTNOTES:


- 1 IHC recommends only 10W-40W engine oil for lubrication of this transmission. DO NOT USE ORDINARY GEAR LUBRICANTS.
- 2 TG Series Input Gear: #03T34284 — Refer to kit program on page 10 & 11.
- 3 For continuous duty applications use 40TU6855-1 or 40TU6800 + 23M62000 + 20MK6631.

CAUTION: MAXIMUM OUTPUT SHAFT SPEED NOT TO EXCEED 2500 RPM.

INTERNATIONAL TRANSMISSION				LEFT SIDE ONLY (RIGHT SIDE TURN PAGE)		
 T-35, T-495, T-698 Footnote (2)				SAE 6-BOLT OPENING		
				PTO DRIVE GEAR DATA: 19T 6.540P 18°27'54"PA 23°26'48" R.H. LOCATION: Front PLMF: 1.009 PLV: 365 FPM RPM: 465		

6-BOLT TYPE	PTO MODEL NUMBER	FOOT NOTES	SHAFT ROTATION	ENGINE%			ADAPTER	SPACER	STUD KIT	SHIFT TYPE	INTERMITTENT RATING @ 1000 RPM OF PTO	
				HI	LO	REV					TORQUE	HP
SINGLE GEAR												
SINGLE SPEED MULTI GEAR	TG6S-H6512-C3BH	3	Opp	43				23M60093S	20MK6602	Cable	210	40
	TG6S-H6513-C3BH	1, 3	Opp	49				23M60093S	20MK6602	Cable	210	40
	TG6S-H6515-C3BH	1, 3	Opp	55				23M60093S	20MK6602	Cable	195	37
	TG6S-H6518-C3BH	1, 3	Opp	65				23M60093S	20MK6602	Cable	175	33
SH SERIES												
CLUTCH SHIFT												
1 FWD. 1 REV.												
ADAPTER TO CHANGE ROTATION			No Adapter Available				REFER TO ADAPTER GEAR ASSEMBLIES IN INDEX					

8-BOLT TYPE	PTO MODEL NUMBER	FOOT NOTES	SHAFT ROTATION	ENGINE%			ADAPTER	SPACER	STUD KIT	SHIFT TYPE	INTERMITTENT RATING @ 1000 RPM OF PTO	
				HI	LO	REV					TORQUE	HP
SINGLE SPEED MULTI GEAR												
1 FWD. 1 REV.												



EX: TG 6S - U68 07 - C 1 B X **IMPORTANT: FOOTNOTES MAY AFFECT PTO SELECTION**

FOOTNOTES:

- 1 PTO's interfere with transmission oil slinger. Removal or modification is required, but not recommended. Use R.S. opening if possible.
- 2 IHC recommends only 10W-40W engine oil for lubrication of this transmission. **DO NOT USE ORDINARY GEAR LUBRICANTS.**
- 3 TG Series Input Gear: #03T34456 — Refer to kit program on page 10 & 11.