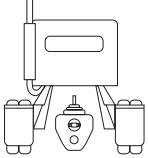



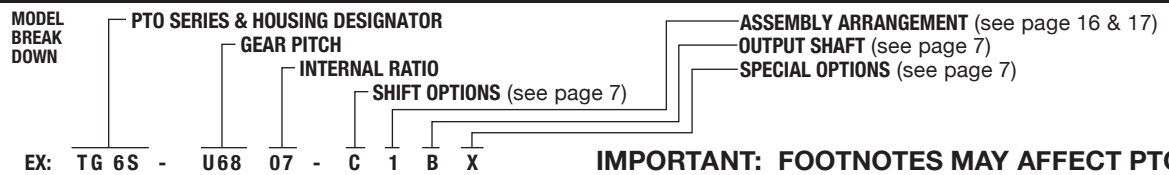
ISUZU TRANSMISSION						RIGHT SIDE ONLY (LEFT SIDE TURN PAGE)		
		MJA-7U (7.826), MJA-7T				PTO DRIVE GEAR DATA:		
						LOCATION: PLV: PLMF: RPM:		

CAUTION: MAXIMUM OUTPUT SHAFT SPEED NOT TO EXCEED 2,500 RPM.

6-BOLT TYPE	PTO MODEL NUMBER	FOOT NOTES	SHAFT ROTATION	ENGINE%			ADAPTER	SPACER	STUD KIT	SHIFT TYPE	INTERMITTENT RATING @ 1,000 RPM OF PTO	
				HI	LO	REV					TORQUE	HP
SINGLE GEAR												
SINGLE SPEED MULTI GEAR	NO PTO OPENING - SEE OTHER SIDE											
SH SERIES												
CLUTCH SHIFT												
1 FWD. 1 REV.												

ADAPTER TO CHANGE ROTATION No Adapter Available REFER TO ADAPTER GEAR ASSEMBLIES IN INDEX

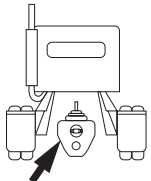

8-BOLT TYPE	PTO MODEL NUMBER	FOOT NOTES	SHAFT ROTATION	ENGINE%			ADAPTER	SPACER	STUD KIT	SHIFT TYPE	INTERMITTENT RATING @ 1,000 RPM OF PTO	
				HI	LO	REV					TORQUE	HP
SINGLE SPEED MULTI GEAR												
1 FWD. 1 REV.												



IMPORTANT: FOOTNOTES MAY AFFECT PTO SELECTION

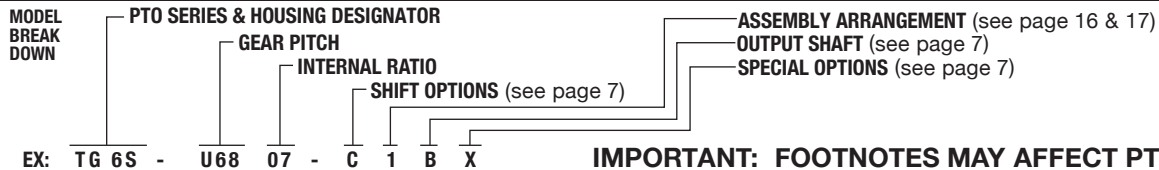
FOOTNOTES:

CAUTION: MAXIMUM OUTPUT SHAFT SPEED NOT TO EXCEED 2,500 RPM.

ISUZU TRANSMISSION				LEFT SIDE ONLY (RIGHT SIDE TURN PAGE)		
 MJA-7U (7.826), MJA-7T⁽³⁾				METRIC 8-BOLT OPENING		
				PTO DRIVE GEAR DATA:		

6-BOLT TYPE	PTO MODEL NUMBER	FOOT NOTES	SHAFT ROTATION	ENGINE%			ADAPTER	SPACER	STUD KIT	SHIFT TYPE	INTERMITTENT RATING @ 1,000 RPM OF PTO	
				HI	LO	REV					TORQUE	HP
SINGLE GEAR												
SINGLE SPEED MULTI GEAR	HC8S-P2374-A3BX	1, 2	Opp	102					199K3100000	Air	206	39
SH SERIES												
CLUTCH SHIFT												
1 FWD. 1 REV.												
ADAPTER TO CHANGE ROTATION			No Adapter Available					REFER TO ADAPTER GEAR ASSEMBLIES IN INDEX				

8-BOLT TYPE	PTO MODEL NUMBER	FOOT NOTES	SHAFT ROTATION	ENGINE%			ADAPTER	SPACER	STUD KIT	SHIFT TYPE	INTERMITTENT RATING @ 1,000 RPM OF PTO	
				HI	LO	REV					TORQUE	HP
SINGLE SPEED MULTI GEAR												
1 FWD. 1 REV.												



EX: TG 6S - U68 07 - C 1 B X **IMPORTANT: FOOTNOTES MAY AFFECT PTO SELECTION**

FOOTNOTES:

- 1 Output is 1000 Series companion flange. Direct Mount "K" option is available. See page 30 in General Information section.
- 2 Air Shift option only.
- 3 For MJA-7T PTO output speed ratio is 95%.