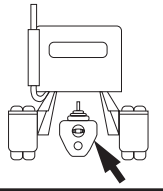




CAUTION: MAXIMUM OUTPUT SHAFT SPEED NOT TO EXCEED 2,500 RPM.

MACK TRANSMISSION								RIGHT SIDE ONLY (LEFT SIDE TURN PAGE)				
	<b>TRL-107, TRL-1076, TRL-1078, 1078, TRDXL-107<sup>1</sup>, TRDXL-1078<sup>1</sup>, TRDXL-1070<sup>2</sup>, TRDXL-10780<sup>2</sup>, TRDXL-1071<sup>3</sup>, TRDXL-10781<sup>3</sup></b> Footnote (6, 7, 8)							SAE 6-BOLT OPENING				
								PTO DRIVE GEAR DATA:				
								34T 6P 20° PA Spur	PLMF: 3.085			
								LOCATION: Front	RPM: 510			
								PLV: 758 FPM				
6-BOLT TYPE	PTO MODEL NUMBER	FOOT NOTES	SHAFT ROTATION	ENGINE%			ADAPTER	SPACER	STUD KIT	SHIFT TYPE	INTERMITTENT RATING @ 1,000 RPM OF PTO	
				HI	LO	REV					TORQUE	HP
SINGLE GEAR												
SINGLE SPEED MULTI GEAR	TG6S-U6804-C1BX	5	Crnk	26			40TU6800		20MK6615	Cable	285	54
	TG6S-U6805-C1BX	5	Crnk	34			40TU6800		20MK6615	Cable	270	51
	TG6S-U6806-C1BX	5	Crnk	44			40TU6800		20MK6615	Cable	245	47
	TG6S-U6807-C1BX	5	Crnk	52			40TU6800		20MK6615	Cable	230	44
	TG6S-U6808-C1BX	5	Crnk	64			40TU6800		20MK6615	Cable	230	44
	TG6S-U6809-C1BX	5	Crnk	67			40TU6800		20MK6615	Cable	205	39
	TG6S-U6812-C1BH	5	Crnk	82			40TU6800		20MK6615	Cable	210	40
	TG6S-U6813-C1BH	5	Crnk	94			40TU6800		20MK6615	Cable	210	40
	TG6S-U6815-C1BH	5	Crnk	106			40TU6800		20MK6615	Cable	195	37
	TG6S-U6818-C1BH	5	Crnk	125			40TU6800		20MK6615	Cable	175	33
SH SERIES	SH6S-U6807-E1BX		Crnk	50			40TU6800		20TK4437	Elec/Air	400	76
	SH6S-U6809-E1BX		Crnk	62			40TU6800		20TK4437	Elec/Air	375	71
	SH6S-U6812-E1BX		Crnk	83			40TU6800		20TK4437	Elec/Air	325	62
CLUTCH SHIFT	CS6S-U6806-E1BX		Crnk	40			40TU6800		20TK4437	Power	300	57
	CS6S-U6807-E1BX		Crnk	50			40TU6800		20TK4437	Power	300	57
	CS6S-U6809-E1BX		Crnk	62			40TU6800		20TK4437	Power	275	52
	CS6S-U6812-E1BX		Crnk	83			40TU6800		20TK4437	Power	275	52
1 FWD. 1 REV.	RL6D-U6805-L3BX	9	Crnk	39		39	40TU6800	23M60200S	20MK6616	Lever	200	38
ADAPTER TO CHANGE ROTATION			No Adapter Available					REFER TO ADAPTER GEAR ASSEMBLIES IN INDEX				

8-BOLT TYPE	PTO MODEL NUMBER	FOOT NOTES	SHAFT ROTATION	ENGINE%			ADAPTER	SPACER	STUD KIT	SHIFT TYPE	INTERMITTENT RATING @ 1,000 RPM OF PTO	
				HI	LO	REV					TORQUE	HP
SINGLE SPEED MULTI GEAR												
1 FWD. 1 REV.												



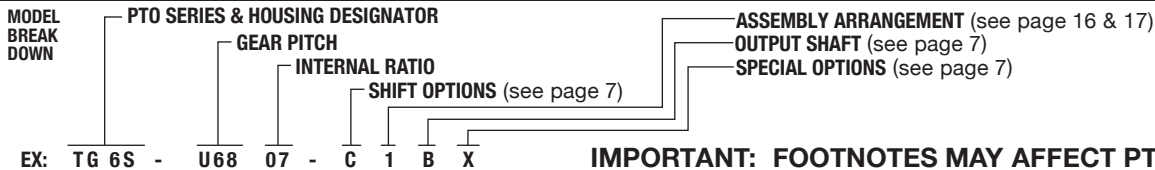
**IMPORTANT: FOOTNOTES MAY AFFECT PTO SELECTION**

- FOOTNOTES:**
- 1 In low splitter range, multiply PTO speeds shown by .569.
  - 2 With transmission splitter in overdrive range, multiply PTO speeds shown by 1.62.
  - 3 In low-low splitter range, multiply PTO speeds shown by .35. In overdrive range multiply speeds by 1.62.
  - 4 There may be case interference with single speed-single gear PTO on right side.
  - 5 TG Series Input Gear: #03T34284 — Refer to kit program on pages 10 & 11.
  - 6 Continuous duty applications require the addition of a lubrication pump. Order 43MK8205 separately. PTO should be ordered with pressure lube option "P".
  - 7 Because of the location of this opening the PTO should be filled with oil before start up. Check oil level of transmission after installation test of PTO.
  - 8 Optional: U68 input gear can be replaced by S68 input gear to obtain output speed 92% of speed shown.  
Add spacer 23M60200S and stud kit 20MK6617 (20TK4438 for SH or CS.)
  - 9 Do not use for continuous duty applications.

CAUTION: MAXIMUM OUTPUT SHAFT SPEED NOT TO EXCEED 2,500 RPM.

MACK TRANSMISSION								LEFT SIDE ONLY (RIGHT SIDE TURN PAGE)				
 <b>TRL-107, TRL-1076, TRL-1078, 1078, TRDXL-107<sup>1</sup>, TRDXL-1078<sup>1</sup>, TRDXL-1070<sup>2</sup>, TRDXL-10780<sup>2</sup>, TRDXL-1071<sup>3</sup>, TRDXL-10781<sup>3</sup></b> Footnote (4, 8)								SAE 8-BOLT OPENING				
								PTO DRIVE GEAR DATA:				
								34T 6P 20° PA Spur	PLMF: 625/1.423			
								LOCATION: Front	RPM: 510			
								PLV: 758 FPM				
6-BOLT TYPE	PTO MODEL NUMBER	FOOT NOTES	SHAFT ROTATION	ENGINE%			ADAPTER	SPACER	STUD KIT	SHIFT TYPE	INTERMITTENT RATING @ 1,000 RPM OF PTO	
				HI	LO	REV					TORQUE	HP
SINGLE GEAR												
SINGLE SPEED MULTI GEAR	TG8S-X6804-C3BX	5, 6	Opp	26				23M80032	Included	Cable	285	54
	TG8S-X6805-C3BX	5, 6	Opp	34				23M80032	Included	Cable	270	51
	TG8S-X6806-C3BX	5, 6	Opp	44				23M80032	Included	Cable	245	47
	TG8S-X6807-C3BX	5, 6	Opp	52				23M80032	Included	Cable	230	44
	TG8S-X6808-C3BX	5, 6	Opp	64				23M80032	Included	Cable	230	44
	TG8S-X6809-C3BX	5, 6	Opp	67				23M80032	Included	Cable	205	39
	TG8S-X6812-C3BH	5, 6	Opp	82				23M80032	Included	Cable	210	40
	TG8S-X6813-C3BH	5, 6	Opp	94				23M80032	Included	Cable	210	40
	TG8S-X6815-C3BH	5, 6	Opp	106				23M80032	Included	Cable	195	37
TG8S-X6818-C3BH	5, 6	Opp	125				23M80032	Included	Cable	175	33	
SH SERIES	SH8S-U6807-E3BX	6	Opp	50					Included	Elec/Air	400	76
	SH8S-U6809-E3BX	6	Opp	62					Included	Elec/Air	375	71
	SH8S-U6812-E3BX	6	Opp	83					Included	Elec/Air	325	62
	SH8S-U6813-E3BX	6	Opp	96					Included	Elec/Air	325	62
CLUTCH SHIFT	CS8S-U6806-E3BX		Opp	40					Included	Power	300	57
	CS8S-U6807-E3BX	6	Opp	50					Included	Power	300	57
	CS8S-U6809-E3BX	6	Opp	62					Included	Power	275	52
	CS8S-U6812-E3BX	6	Opp	83					Included	Power	275	52
	CS8S-U6814-E3BX	6	Opp	103					Included	Power	275	52
1 FWD. 1 REV.	RL8S-U6805-L3BX	6, 9	Opp	39		39		23M80062	Included	Lever	200	38
ADAPTER TO CHANGE ROTATION		7	40TU6886-1 + 23M80500+ 23M80062 + 20MK8817					REFER TO ADAPTER GEAR ASSEMBLIES IN INDEX				

8-BOLT TYPE	PTO MODEL NUMBER	FOOT NOTES	SHAFT ROTATION	ENGINE%			ADAPTER	SPACER	STUD KIT	SHIFT TYPE	INTERMITTENT RATING @ 1,000 RPM OF PTO	
				HI	LO	REV					TORQUE	HP
SINGLE SPEED MULTI GEAR	828S-U6809-L3CX		Opp	47					Included	Lever	410	78
	828S-U6810-L3CX		Opp	51					Included	Lever	410	78
	828S-U6812-L3CX		Opp	58					Included	Lever	375	71
	828S-U6813-L3CX		Opp	68					Included	Lever	375	71
	828S-U6815-L3CX		Opp	74				(2) 23M80062	Included	Lever	350	67
	828S-U6819-L3CX		Opp	91				23M80248	20MK8817	Lever	300	57
1 FWD. 1 REV.												



**IMPORTANT: FOOTNOTES MAY AFFECT PTO SELECTION**

- FOOTNOTES:**
- In low splitter range, multiply PTO speeds shown by .569.
  - With transmission splitter in overdrive range, multiply PTO speeds shown by 1.62.
  - In low-low splitter range, multiply PTO speeds shown by .35. In overdrive range multiply speeds by 1.62.
  - Direct mount pumps cannot be used without adapter due to case interference.
  - TG Series Input Gear: #03T96773 — Refer to kit program on pages 10 & 11.
  - 1280/1310 Spicer yokes may interfere with case.
  - When using the 40TU6886-1 adapter to change rotation-change TG Series, CS Series, SH Series, and RL Series to 6-bolt PTO housing (TG6S, CS6S, SH6S, and RL6D respectively). Add 23M60200S + 20MK6603 for RL Series on PTO side of adapter.
  - Optional: X68 & U68 input gear can be replaced by S68 input gear to obtain output speed 92% of speed shown. Add spacer 23M80190 and stud kit 20MK8808.
  - Do not use for continuous duty applications.