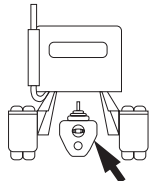




CAUTION: MAXIMUM OUTPUT SHAFT SPEED NOT TO EXCEED 2,500 RPM.

MACK TRANSMISSION	RIGHT SIDE ONLY (LEFT SIDE TURN PAGE)	
	SAE 6-BOLT OPENING PTO DRIVE GEAR DATA: 37T 6/8P 20° PA Spur LOCATION: Front PLMF: 2.834 PLV: 1700 FPM RPM: 1,054	

6-BOLT TYPE	PTO MODEL NUMBER	FOOT NOTES	SHAFT ROTATION	ENGINE%			ADAPTER	SPACER	STUD KIT	SHIFT TYPE	INTERMITTENT RATING @ 1,000 RPM OF PTO	
				HI	LO	REV					TORQUE	HP
SINGLE GEAR												
SINGLE SPEED MULTI GEAR	TG6S-U6804-C1BX	1	Crnk	58			40TU6800	23M60240S	20MK6617	Cable	285	54
	TG6S-U6805-C1BX	1	Crnk	76			40TU6800	23M60240S	20MK6617	Cable	270	51
	TG6S-U6806-C1BX	1	Crnk	99			40TU6800	23M60240S	20MK6617	Cable	245	47
	TG6S-U6807-C1BX	1	Crnk	118			40TU6800	23M60240S	20MK6617	Cable	230	44
	TG6S-U6808-C1BX	1	Crnk	144			40TU6800	23M60240S	20MK6617	Cable	230	44
	TG6S-U6809-C1BX	1	Crnk	150			40TU6800	23M60240S	20MK6617	Cable	205	39
	TG6S-U6812-C1BH	1	Crnk	184			40TU6800	23M60240S	20MK6617	Cable	210	40
	TG6S-U6813-C1BH	1	Crnk	210			40TU6800	23M60240S	20MK6617	Cable	210	40
	TG6S-U6815-C1BH	1	Crnk	236			40TU6800	23M60240S	20MK6617	Cable	195	37
	TG6S-U6818-C1BH	1	Crnk	280			40TU6800	23M60240S	20MK6617	Cable	175	33
SH SERIES	SH6S-U6005-E1BX		Crnk	77			40TU6800	23M60240S	20TK4438	Elec/Air	400	76
	SH6S-U6807-E1BX		Crnk	113			40TU6800	23M60240S	20TK4438	Elec/Air	400	76
	SH6S-U6809-E1BX		Crnk	140			40TU6800	23M60240S	20TK4438	Elec/Air	375	71
	SH6S-U6812-E1BX		Crnk	186			40TU6800	23M60240S	20TK4438	Elec/Air	325	62
CLUTCH SHIFT	CS6S-U6005-E1BX		Crnk	77			40TU6800	23M60240S	20TK4438	Power	300	57
	CS6S-U6806-E1BX		Crnk	91			40TU6800	23M60240S	20TK4438	Power	300	57
	CS6S-U6807-E1BX		Crnk	113			40TU6800	23M60240S	20TK4438	Power	300	57
	CS6S-U6809-E1BX		Crnk	140			40TU6800	23M60240S	20TK4438	Power	275	52
	CS6S-U6812-E1BX		Crnk	186			40TU6800	23M60240S	20TK4438	Power	275	52
1 FWD. 1 REV.	RL6D-U6803-L3BX	3, 7	Crnk	43		43	40TU6800	23M60200S+23M60240S	20MK6619	Lever	200	38
	RL6D-U6805-L3BX	7	Crnk	88		88	40TU6800	23M60200S+23M60240S	20MK6619	Lever	200	38

ADAPTER TO CHANGE ROTATION No Adapter Available REFER TO ADAPTER GEAR ASSEMBLIES IN INDEX

8-BOLT TYPE	PTO MODEL NUMBER	FOOT NOTES	SHAFT ROTATION	ENGINE%			ADAPTER	SPACER	STUD KIT	SHIFT TYPE	INTERMITTENT RATING @ 1,000 RPM OF PTO	
				HI	LO	REV					TORQUE	HP
SINGLE SPEED MULTI GEAR												
1 FWD. 1 REV.												




EX: TG 6S - U68 07 - C 1 B X IMPORTANT: FOOTNOTES MAY AFFECT PTO SELECTION

- FOOTNOTES:**
- 1 TG Series Input Gear: #03T34284 — Refer to kit program on pages 10 & 11.
 - 2 Speed shown is with transmission in 4th gear. To calculate engine % with selector in other gears, multiply speed shown by the following: for 1st gear - .191, 2nd - .328, 3rd - .578, 4th - 1.00, 5th - 1.67.
 - 3 RL Series with combined reduction gear box.
 - 4 Continuous duty applications require the addition of a lubrication pump. Order 43MK8205 separately. PTO should be ordered with pressure lube option "P".
 - 5 Because of the location of this opening the PTO should be filled with oil before start up. Check oil level of transmission after installation test of PTO.
 - 6 Optional: U68 input gear can be replaced by S68 input gear to obtain output speed 92% of speed shown. Add spacer 23M60200S and change stud kit to 20MK6619.
 - 7 Do not use for continuous duty applications.

CAUTION: MAXIMUM OUTPUT SHAFT SPEED NOT TO EXCEED 2,500 RPM.

MACK TRANSMISSION								LEFT SIDE ONLY (RIGHT SIDE TURN PAGE)				
	TRXL-1070, TRXL-10710, TRXL-1070A, X-1070 Footnote (3, 6)							SAE 8-BOLT OPENING				
								PTO DRIVE GEAR DATA:				
								37T 6/8P 20° PA Spur LOCATION: Front PLMF: .389/1.423 PLV: 1700 FPM RPM: 1054				
6-BOLT TYPE	PTO MODEL NUMBER	FOOT NOTES	SHAFT ROTATION	ENGINE%			ADAPTER	SPACER	STUD KIT	SHIFT TYPE	INTERMITTENT RATING @ 1,000 RPM OF PTO	
				HI	LO	REV					TORQUE	HP
SINGLE GEAR												
SINGLE SPEED MULTI GEAR	TG8S-X6804-C3BX	1, 2	Opp	58				23M80248	20MK8808	Cable	285	54
	TG8S-X6805-C3BX	1, 2	Opp	76				23M80248	20MK8808	Cable	270	51
	TG8S-X6806-C3BX	1, 2	Opp	99				23M80248	20MK8808	Cable	245	47
	TG8S-X6807-C3BX	1, 2	Opp	118				23M80248	20MK8808	Cable	230	44
	TG8S-X6808-C3BX	1, 2	Opp	144				23M80248	20MK8808	Cable	230	44
	TG8S-X6809-C3BX	1, 2	Opp	150				23M80248	20MK8808	Cable	205	39
	TG8S-X6812-C3BH	1, 2	Opp	184				23M80248	20MK8808	Cable	210	40
	TG8S-X6813-C3BH	1, 2	Opp	210				23M80248	20MK8808	Cable	210	40
	TG8S-X6815-C3BH	1, 2	Opp	236				23M80248	20MK8808	Cable	195	37
TG8S-X6818-C3BH	1, 2	Opp	280				23M80248	20MK8808	Cable	175	33	
SH SERIES	SH8S-U6005-E3BX		Opp	77				23M80190	20MK8808	Elec/Air	400	76
	SH8S-U6807-E3BX		Opp	113				23M80190	20MK8808	Elec/Air	400	76
	SH8S-U6809-E3BX		Opp	140				23M80190	20MK8808	Elec/Air	375	71
	SH8S-U6812-E3BX		Opp	186				23M80190	20MK8808	Elec/Air	325	62
	SH8S-U6813-E3BX		Opp	216				23M80190	20MK8808	Elec/Air	325	62
CLUTCH SHIFT	CS8S-U6005-E3BX		Opp	77				23M80190	20MK8808	Power	300	57
	CS8S-U6806-E3BX		Opp	91				23M80190	20MK8808	Power	300	57
	CS8S-U6807-E3BX		Opp	113				23M80190	20MK8808	Power	300	57
	CS8S-U6809-E3BX		Opp	140				23M80190	20MK8808	Power	275	52
	CS8S-U6812-E3BX		Opp	186				23M80190	20MK8808	Power	275	52
1 FWD. 1 REV.	RL8S-U6803-L3BX RL8S-U6805-L3BX	4, 7 7	Opp Opp	43 89		43 89		23M80295 23M80295	20MK8808 20MK8808	Lever Lever	200 200	38 38
ADAPTER TO CHANGE ROTATION		5	40TU6886-1 + 23M80500+ 23M80248 + 20MK8816					REFER TO ADAPTER GEAR ASSEMBLIES IN INDEX				

8-BOLT TYPE	PTO MODEL NUMBER	FOOT NOTES	SHAFT ROTATION	ENGINE%			ADAPTER	SPACER	STUD KIT	SHIFT TYPE	INTERMITTENT RATING @ 1,000 RPM OF PTO	
				HI	LO	REV					TORQUE	HP
SINGLE SPEED MULTI GEAR	828S-U6805-L3CX		Opp	54				23M80248	20MK8817	Lever	500	95
	828S-U6808-L3CX		Opp	86				23M80248	20MK8817	Lever	450	85
	828S-U6809-L3CX		Opp	106				23M80248	20MK8817	Lever	410	78
	828S-U6810-L3CX		Opp	115				23M80248	20MK8817	Lever	410	78
	828S-U6812-L3CX		Opp	132				23M80248	20MK8817	Lever	375	71
	828S-U6813-L3CX		Opp	153				23M80248	20MK8817	Lever	375	71
	828S-U6815-L3CX		Opp	167				23M80375	20MK8817	Lever	350	67
	828S-U6819-L3CX		Opp	205				23M80500	20MK8816	Lever	300	57
1 FWD. 1 REV.												



IMPORTANT: FOOTNOTES MAY AFFECT PTO SELECTION

- FOOTNOTES:**
- TG Series Input Gear: #03T96773 — Refer to kit program on pages 10 & 11.
 - For Direct Mount Pumps use TG8D-S68*-C3KX + 23M80375 + 23M80062 + 20MK8817, then multiply speed by .92.
 - Speed shown is with transmission in 4th gear. To calculate engine % with selector in other gears, multiply speed shown by the following:
for 1st gear - .191, 2nd - .328, 3rd - .578, 4th - 1.00, 5th - 1.67.
 - RL Series with combined reduction gear box.
 - When using the 40TU6886-1 adapter to change rotation-change TG Series, CS Series, SH Series, and RL Series to 6-bolt PTO housing (TG6S, CS6S, SH6S, and RL6D respectively). Add 23M60200S + 20MK6603 for RL Series on PTO side of adapter.
 - Optional: X68 & U68 input gear can be replaced by S68 input gear to obtain output speed 92% of speed shown.
Change spacer to 23M80375+23M80062 and stud kit to 20MK8817.
 - Do not use for continuous duty applications.