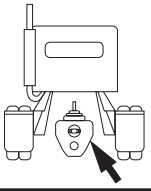




CAUTION: MAXIMUM OUTPUT SHAFT SPEED NOT TO EXCEED 2,500 RPM.

MACK TRANSMISSION								RIGHT SIDE ONLY (LEFT SIDE TURN PAGE)				
		T2110B (REAR BOX) Footnote (1, 4)						SAE 6-BOLT OPENING				
								PTO DRIVE GEAR DATA: 49T 6.48P 17.5° PA Spur LOCATION: Front PLMF: 1.055 PLV: 1308 FPM RPM: 612				
6-BOLT TYPE	PTO MODEL NUMBER	FOOT NOTES	SHAFT ROTATION	ENGINE%			ADAPTER	SPACER	STUD KIT	SHIFT TYPE	INTERMITTENT RATING @ 1,000 RPM OF PTO	
				HI	LO	REV					TORQUE	HP
SINGLE GEAR												
SINGLE SPEED MULTI GEAR	TG6S-M6504-C1BX	2	Opp	42				23M60062S	Included	Cable	285	54
	TG6S-M6505-C1BX	2	Opp	54				23M60062S	Included	Cable	270	51
	TG6S-M6506-C1BX	2	Opp	70				23M60062S	Included	Cable	245	47
	TG6S-M6507-C1BX	2	Opp	83				23M60062S	Included	Cable	230	44
	TG6S-M6508-C1BX	2	Opp	102				23M60062S	Included	Cable	230	44
	TG6S-M6509-C1BX	2	Opp	106				23M60062S	Included	Cable	205	39
	TG6S-M6512-C1BH	2	Opp	130				23M60062S	Included	Cable	210	40
	TG6S-M6513-C1BH	2	Opp	148				23M60062S	Included	Cable	210	40
	TG6S-M6515-C1BH	2	Opp	167				23M60062S	Included	Cable	195	37
TG6S-M6518-C1BH	2	Opp	198				23M60062S	Included	Cable	175	33	
SH SERIES	SH6S-M6505-E1BX		Opp	54				23M60062S	Included	Elec/Air	400	76
	SH6S-M6507-E1BX		Opp	81				23M60062S	Included	Elec/Air	400	76
	SH6S-M6509-E1BX		Opp	100				23M60062S	Included	Elec/Air	375	71
	SH6S-M6512-E1BX		Opp	133				23M60062S	Included	Elec/Air	325	62
CLUTCH SHIFT	CS6S-M6504-E1BX		Opp	51				23M60062S	Included	Power	300	57
	CS6S-M6505-E1BX		Opp	54				23M60062S	Included	Power	300	57
	CS6S-M6507-E1BX		Opp	81				23M60062S	Included	Power	300	57
	CS6S-M6509-E1BX		Opp	100				23M60062S	Included	Power	275	52
	CS6S-M6512-E1BX		Opp	133				23M60062S	Included	Power	275	52
1 FWD. 1 REV.	RL6D-M6503-L3BX	3, 5	Opp	30		30		23M60240S	20MK6603	Lever	200	38
	RL6D-M6505-L1BX	5	Opp	62		62		23M60240S	20MK6603	Lever	200	38
ADAPTER TO CHANGE ROTATION			40TM6500 + 23M61500 + 23M60450 + 20MK6631					REFER TO ADAPTER GEAR ASSEMBLIES IN INDEX				

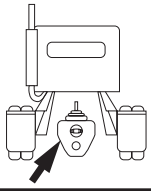

8-BOLT TYPE	PTO MODEL NUMBER	FOOT NOTES	SHAFT ROTATION	ENGINE%			ADAPTER	SPACER	STUD KIT	SHIFT TYPE	INTERMITTENT RATING @ 1,000 RPM OF PTO	
				HI	LO	REV					TORQUE	HP
SINGLE SPEED MULTI GEAR												
1 FWD. 1 REV.												




IMPORTANT: FOOTNOTES MAY AFFECT PTO SELECTION

- FOOTNOTES:**
- Speed shown is with transmission in 4th gear. To calculate engine % with selector in other gears, multiply speed shown by the following: for Lo gear - .26, 1st - .45, 2nd - .59, 3rd - .77, 4th - 1.00, 5th - 1.30. The neutral select is a covered switch located on the dash, and is needed for stationary operation.
 - TG Series Input Gear: #03T34597 — Refer to kit program on pages 10 & 11.
 - RL Series with combined reduction gear box.
 - Mack supplied transmission oil pump should not be installed on this opening. Forward opening should be used for oil pump.
 - Do not use for continuous duty applications.

CAUTION: MAXIMUM OUTPUT SHAFT SPEED NOT TO EXCEED 2,500 RPM.

MACK TRANSMISSION								LEFT SIDE ONLY (RIGHT SIDE TURN PAGE)				
		T2110B (REAR BOX) Footnote (1, 4)						SAE 8-BOLT OPENING				
								PTO DRIVE GEAR DATA:				
								34T 6P 20° PA Spur LOCATION: Front PLMF: .667 PLV: 1308 FPM RPM: 612				
6-BOLT TYPE	PTO MODEL NUMBER	FOOT NOTES	SHAFT ROTATION	ENGINE%			ADAPTER	SPACER	STUD KIT	SHIFT TYPE	INTERMITTENT RATING @ 1,000 RPM OF PTO	
				HI	LO	REV					TORQUE	HP
SINGLE GEAR												
SINGLE SPEED MULTI GEAR	TG8S-M6504-C3BX	2	Opp	42				23M80062	Included	Cable	285	54
	TG8S-M6505-C3BX	2	Opp	54				23M80062	Included	Cable	270	51
	TG8S-M6506-C3BX	2	Opp	70				23M80062	Included	Cable	245	47
	TG8S-M6507-C3BX	2	Opp	83				23M80062	Included	Cable	230	44
	TG8S-M6508-C3BX	2	Opp	102				23M80062	Included	Cable	230	44
	TG8S-M6509-C3BX	2	Opp	106				23M80062	Included	Cable	205	39
	TG8S-M6512-C3BH	2	Opp	130				23M80062	Included	Cable	210	40
	TG8S-M6513-C3BH	2	Opp	148				23M80062	Included	Cable	210	40
	TG8S-M6515-C3BH	2	Opp	167				23M80062	Included	Cable	195	37
	TG8S-M6518-C3BH	2	Opp	198				23M80062	Included	Cable	175	33
SH SERIES	SH8S-M6505-E3BX		Opp	54				23M80062	Included	Elec/Air	400	76
	SH8S-M6507-E3BX		Opp	81				23M80062	Included	Elec/Air	400	76
	SH8S-M6509-E3BX		Opp	100				23M80062	Included	Elec/Air	375	71
	SH8S-M6512-E3BX		Opp	133				23M80062	Included	Elec/Air	325	62
CLUTCH SHIFT	CS8S-M6504-E3BX		Opp	51				23M80062	Included	Power	300	57
	CS8S-M6505-E3BX		Opp	54				23M80062	Included	Power	300	57
	CS8S-M6507-E3BX		Opp	81				23M80062	Included	Power	300	57
	CS8S-M6509-E3BX		Opp	100				23M80062	Included	Power	275	52
	CS8S-M6512-E3BX		Opp	133				23M80062	Included	Power	275	52
1 FWD. 1 REV.	RL8S-M6503-L3BX	3, 5	Opp	30		30		23M80062	Included	Lever	200	38
	RL8S-M6505-L1BX	5	Opp	62		62		23M80062	Included	Lever	200	38
ADAPTER TO CHANGE ROTATION			No Adapter Available				REFER TO ADAPTER GEAR ASSEMBLIES IN INDEX					

8-BOLT TYPE	PTO MODEL NUMBER	FOOT NOTES	SHAFT ROTATION	ENGINE%			ADAPTER	SPACER	STUD KIT	SHIFT TYPE	INTERMITTENT RATING @ 1,000 RPM OF PTO	
				HI	LO	REV					TORQUE	HP
SINGLE SPEED MULTI GEAR	828S-M6508-L3CX		Opp	72				23M80062	Included	Lever	450	85
	828S-M6510-L3CX		Opp	95				23M80062	Included	Lever	410	78
	828S-M6513-L3CX		Opp	127				23M80062	Included	Lever	375	71
	828S-M6519-L3CX		Opp	168				23M80248	20MK8814	Lever	300	57
1 FWD. 1 REV.												



IMPORTANT: FOOTNOTES MAY AFFECT PTO SELECTION

FOOTNOTES:

- Speed shown is with transmission in 4th gear. To calculate engine % with selector in other gears, multiply speed shown by the following: for Lo gear - .26, 1st - .45, 2nd - .59, 3rd - .77, 4th - 1.00, 5th - 1.30. The neutral select is a covered switch located on the dash, and is needed for stationary operation.
- TG Series Input Gear: #03T34597 — Refer to kit program on pages 10 & 11.
- RL Series with combined reduction gear box.
- Mack supplied transmission oil pump should not be installed on this opening. Forward opening should be used for oil pump.
- Do not use for continuous duty applications.