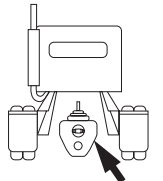



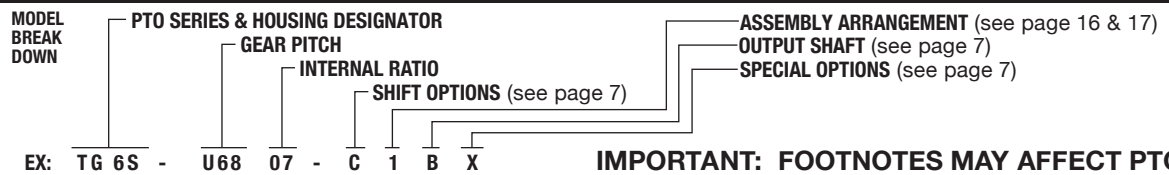
CAUTION: MAXIMUM OUTPUT SHAFT SPEED NOT TO EXCEED 2,500 RPM.

<b>MACK TRANSMISSION</b>	<b>RIGHT SIDE ONLY</b> (LEFT SIDE TURN PAGE)	
	<b>TM308, TM309</b> Footnote (2, 3)	

6-BOLT TYPE	PTO MODEL NUMBER	FOOT NOTES	SHAFT ROTATION	ENGINE%			ADAPTER	SPACER	STUD KIT	SHIFT TYPE	INTERMITTENT RATING @ 1,000 RPM OF PTO	
				HI	LO	REV					TORQUE	HP
SINGLE GEAR												
SINGLE SPEED MULTI GEAR	TG6S-M6504-C2BX	1	Opp	52					Included	Cable	171	32
	TG6S-M6505-C2BX	1	Opp	68					Included	Cable	162	31
	TG6S-M6506-C2BX	1	Opp	89					Included	Cable	147	28
	TG6S-M6507-C2BX	1	Opp	106					Included	Cable	138	26
	TG6S-M6508-C2BX	1	Opp	129					Included	Cable	138	26
	TG6S-M6509-C2BX	1	Opp	135					Included	Cable	123	23
	TG6S-M6512-C2BH	1	Opp	166					Included	Cable	126	24
SH SERIES												
CLUTCH SHIFT	CS6S-U6005-E1BX		Crnk	58			40TM6568-2	23M60032S	Included	Power	162	31
	CS6S-U6807-E1BX		Crnk	86			40TM6568-2	23M60032S	Included	Power	138	26
1 FWD. 1 REV.	RL6D-M6505-L2BX	4	Opp	79		79		23M60200S	20MK6602	Lever	120	23

ADAPTER TO CHANGE ROTATION      2      40TM6500 + 23M61500 + 23M60450 + 20MK6631      REFER TO ADAPTER GEAR ASSEMBLIES IN INDEX

8-BOLT TYPE	PTO MODEL NUMBER	FOOT NOTES	SHAFT ROTATION	ENGINE%			ADAPTER	SPACER	STUD KIT	SHIFT TYPE	INTERMITTENT RATING @ 1,000 RPM OF PTO	
				HI	LO	REV					TORQUE	HP
SINGLE SPEED MULTI GEAR												
1 FWD. 1 REV.												

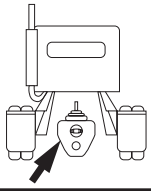



**IMPORTANT: FOOTNOTES MAY AFFECT PTO SELECTION**


**FOOTNOTES:**

- 1 TG Series Input Gear: #03T34597 — Refer to kit program on pages 10 & 11.
- 2 Possible interference with spring hanger.
- 3 PTO output torque ratings are lowered due to non-standard transmission gear location.
- 4 Do not use for continuous duty applications.

CAUTION: MAXIMUM OUTPUT SHAFT SPEED NOT TO EXCEED 2,500 RPM.

MACK TRANSMISSION								LEFT SIDE ONLY (RIGHT SIDE TURN PAGE)				
		<b>TM308, TM309</b> Footnote ( 2, 3 )						SAE 8-BOLT OPENING				
								PTO DRIVE GEAR DATA:				
								54T 6.48P 17.5° PA Spur <b>LOCATION:</b> Rear <b>PLMF:</b> 1.055 <b>PLV:</b> 1527 FPM <b>RPM:</b> 702				
6-BOLT TYPE	PTO MODEL NUMBER	FOOT NOTES	SHAFT ROTATION	ENGINE%			ADAPTER	SPACER	STUD KIT	SHIFT TYPE	INTERMITTENT RATING @ 1,000 RPM OF PTO	
				HI	LO	REV					TORQUE	HP
SINGLE GEAR												
SINGLE SPEED MULTI GEAR	TG8S-M6504-C4BX	1	Opp	52					Included	Cable	171	32
	TG8S-M6505-C4BX	1	Opp	68					Included	Cable	162	31
	TG8S-M6506-C4BX	1	Opp	89					Included	Cable	147	28
	TG8S-M6507-C4BX	1	Opp	106					Included	Cable	138	26
	TG8S-M6508-C4BX	1	Opp	129					Included	Cable	138	26
	TG8S-M6509-C4BX	1	Opp	135					Included	Cable	123	23
	TG8S-M6512-C4BH	1	Opp	166					Included	Cable	126	24
SH SERIES												
CLUTCH SHIFT												
1 FWD. 1 REV.	RL8S-M6505-L2BX	4	Opp	79		79			Included	Lever	120	23
ADAPTER TO CHANGE ROTATION								REFER TO ADAPTER GEAR ASSEMBLIES IN INDEX				

8-BOLT TYPE	PTO MODEL NUMBER	FOOT NOTES	SHAFT ROTATION	ENGINE%			ADAPTER	SPACER	STUD KIT	SHIFT TYPE	INTERMITTENT RATING @ 1,000 RPM OF PTO	
				HI	LO	REV					TORQUE	HP
SINGLE SPEED MULTI GEAR												
1 FWD. 1 REV.												



**IMPORTANT: FOOTNOTES MAY AFFECT PTO SELECTION**

**FOOTNOTES:**

- 1 TG Series Input Gear: #03T34597 — Refer to kit program on pages 10 & 11.
- 2 82 and 83 Series are not recommended for this transmission due to non-standard transmission gear location.
- 3 PTO output torque ratings are lowered due to non-standard transmission gear location.
- 4 Do not use for continuous duty applications.