
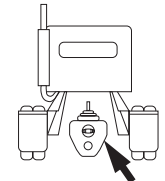


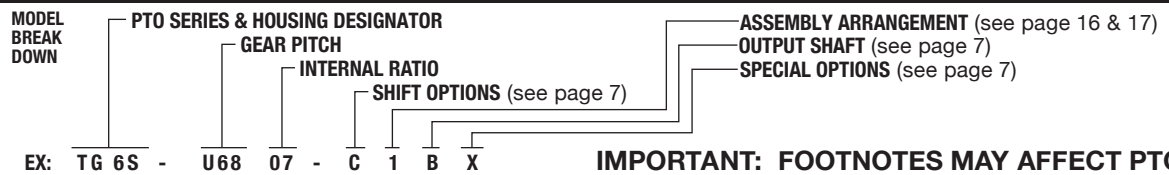
CAUTION: MAXIMUM OUTPUT SHAFT SPEED NOT TO EXCEED 2,500 RPM.

	<b>MERCEDES TRANSMISSION</b>	<b>RIGHT SIDE ONLY</b> (LEFT SIDE TURN PAGE)	
	<b>G56</b> <b>DODGE RAM MANUAL</b> Footnote (2)	<b>SAE 6-BOLT OPENING</b>	
		<b>PTO DRIVE GEAR DATA:</b> 52T 9.41P 18° PA 26.47° R.H. <b>LOCATION:</b> REAR <b>PLMF:</b> 1.376 <b>PLV:</b> 910 FPM <b>RPM:</b> 563	

6-BOLT TYPE	PTO MODEL NUMBER	FOOT NOTES	SHAFT ROTATION	ENGINE%			ADAPTER	SPACER	STUD KIT	SHIFT TYPE	INTERMITTENT RATING @ 1,000 RPM OF PTO	
				HI	LO	REV					TORQUE	HP
SINGLE GEAR												
SINGLE SPEED MULTI GEAR	TG6N-D9407-C2BX	1	OPP	57				23M60032S	20MKM602	Cable	230	44
	TG6N-D9408-C2BX	1	OPP	70				23M60032S	20MKM602	Cable	230	44
	TG6N-D9409-C2BX	1	OPP	73				23M60032S	20MKM602	Cable	205	39
	TG6N-D9412-C2BH	1	OPP	89				23M60032S	20MKM602	Cable	210	40
	TG6N-D9413-C2BH	1	OPP	102				23M60032S	20MKM602	Cable	210	40
	TG6N-D9415-C2BH	1	OPP	115				23M60032S	20MKM602	Cable	195	37
	TG6N-D9418-C2BH	1	OPP	136				23M60032S	20MKM602	Cable	175	33
SH SERIES												
CLUTCH SHIFT												
1 FWD. 1 REV.												

ADAPTER TO CHANGE ROTATION      No Adapter Available      REFER TO ADAPTER GEAR ASSEMBLIES IN INDEX

8-BOLT TYPE	PTO MODEL NUMBER	FOOT NOTES	SHAFT ROTATION	ENGINE%			ADAPTER	SPACER	STUD KIT	SHIFT TYPE	INTERMITTENT RATING @ 1,000 RPM OF PTO	
				HI	LO	REV					TORQUE	HP
SINGLE SPEED MULTI GEAR												
1 FWD. 1 REV.												

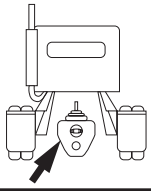



**IMPORTANT: FOOTNOTES MAY AFFECT PTO SELECTION**

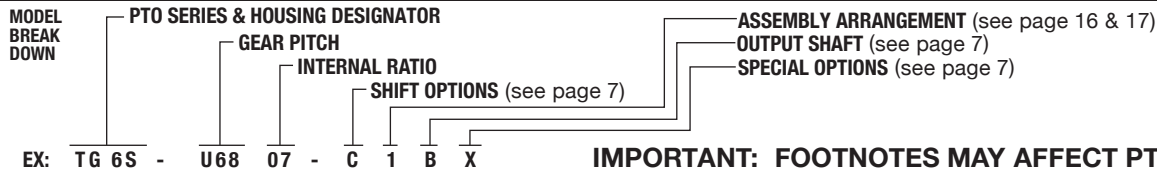
**FOOTNOTES:**

- 1 TG Series Input Gear: #03T40079 - Refer to kit program on pages 10 & 11.
- 2 PTO interferes with exhaust on 2007 & later vehicles, use left side.
- 3 Order wire harness kit 34TK5091 (sold separately) to disable OBDII for PTO operation and to use cruise control for throttle control. Model year 2007-2012.

CAUTION: MAXIMUM OUTPUT SHAFT SPEED NOT TO EXCEED 2,500 RPM.

MERCEDS TRANSMISSION								LEFT SIDE ONLY (RIGHT SIDE TURN PAGE)				
 <p style="text-align: center;"><b>G56 DODGE RAM MANUAL</b></p>								SAE 6-BOLT OPENING				
								PTO DRIVE GEAR DATA: 52T 9.41P 18° PA 26.47° R.H. LOCATION: REAR PLMF: 1.376 PLV: 910 FPM RPM: 563				
6-BOLT TYPE	PTO MODEL NUMBER	FOOT NOTES	SHAFT ROTATION	ENGINE%			ADAPTER	SPACER	STUD KIT	SHIFT TYPE	INTERMITTENT RATING @ 1,000 RPM OF PTO	
				HI	LO	REV					TORQUE	HP
SINGLE GEAR												
SINGLE SPEED MULTI GEAR	TG6N-D9407-C4BX	1, 2	OPP	57				23M60032S	20MKM602	Cable	230	44
	TG6N-D9408-C4BX	1, 2	OPP	70				23M60032S	20MKM602	Cable	230	44
	TG6N-D9409-C4BX	1, 2	OPP	73				23M60032S	20MKM602	Cable	205	39
	TG6N-D9412-C4BH	1, 2	OPP	89				23M60032S	20MKM602	Cable	210	40
	TG6N-D9413-C4BH	1, 2	OPP	102				23M60032S	20MKM602	Cable	210	40
	TG6N-D9415-C4BH	1, 2	OPP	115				23M60032S	20MKM602	Cable	195	37
	TG6N-D9418-C4BH	1, 2	OPP	136				23M60032S	20MKM602	Cable	175	33
SH SERIES												
CLUTCH SHIFT												
1 FWD. 1 REV.												
ADAPTER TO CHANGE ROTATION			No Adapter Available					REFER TO ADAPTER GEAR ASSEMBLIES IN INDEX				

8-BOLT TYPE	PTO MODEL NUMBER	FOOT NOTES	SHAFT ROTATION	ENGINE%			ADAPTER	SPACER	STUD KIT	SHIFT TYPE	INTERMITTENT RATING @ 1,000 RPM OF PTO	
				HI	LO	REV					TORQUE	HP
SINGLE SPEED MULTI GEAR												
1 FWD. 1 REV.												



**IMPORTANT: FOOTNOTES MAY AFFECT PTO SELECTION**

**FOOTNOTES:**

- 1 TG Series Input Gear: #03T40079 - Refer to kit program on pages 10 & 11.
- 2 PTO interferes with driveshaft on 4x4 chassis.
- 3 Order wire harness kit 34TK5091 (sold separately) to disable OBDII for PTO operation and to use cruise control for throttle control. Model year 2007-2012.