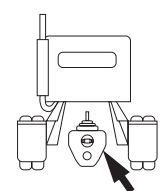




CAUTION: MAXIMUM OUTPUT SHAFT SPEED NOT TO EXCEED 2,500 RPM.

NEW VENTURE TRANSMISSION	RIGHT SIDE ONLY (LEFT SIDE TURN PAGE)		
	NV-4500, NV-4500HD (5.61 Low) (Chevy build date 2-17-94 & Later) Footnote (5, 6, 7)		SAE 6-BOLT OPENING
	PTO DRIVE GEAR DATA: 30T 7.94P 22.5° PA 30° R.H. LOCATION: Front PLMF: 1.114 PLV: 660 FPM RPM: 578		

6-BOLT TYPE	PTO MODEL NUMBER	FOOT NOTES	SHAFT ROTATION	ENGINE%			ADAPTER	SPACER	STUD KIT	SHIFT TYPE	INTERMITTENT RATING @ 1,000 RPM OF PTO	
				HI	LO	REV					TORQUE	HP
SINGLE GEAR												
SINGLE SPEED MULTI GEAR	TG6S-N7907-C3BX	1, 2, 3, 4	Opp	42				23M60200S	20MK6603	Cable	230	44
	TG6S-N7908-C3BX	1, 2, 3, 4	Opp	51				23M60200S	20MK6603	Cable	230	44
	TG6S-N7909-C3BX	1, 2, 3, 4	Opp	53				23M60200S	20MK6603	Cable	205	39
	TG6S-N7912-C3BH	1, 2, 3, 4	Opp	65				23M60200S	20MK6603	Cable	210	40
	TG6S-N7913-C3BH	1, 2, 3, 4	Opp	74				23M60200S	20MK6603	Cable	210	40
	TG6S-N7915-C3BH	1, 2, 3, 4	Opp	84				23M60200S	20MK6603	Cable	195	37
	TG6S-N7918-C3BH	1, 2, 3, 4	Opp	99				23M60200S	20MK6603	Cable	175	33
SH SERIES												
CLUTCH SHIFT												
1 FWD. 1 REV.												

ADAPTER TO CHANGE ROTATION 8 40TN7910-1 Change TG to N78 gear REFER TO ADAPTER GEAR ASSEMBLIES IN INDEX

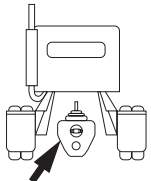

8-BOLT TYPE	PTO MODEL NUMBER	FOOT NOTES	SHAFT ROTATION	ENGINE%			ADAPTER	SPACER	STUD KIT	SHIFT TYPE	INTERMITTENT RATING @ 1,000 RPM OF PTO	
				HI	LO	REV					TORQUE	HP
SINGLE SPEED MULTI GEAR												
1 FWD. 1 REV.												




IMPORTANT: FOOTNOTES MAY AFFECT PTO SELECTION

- FOOTNOTES:**
- 1 TG Series Input Gear: #03T35489A — Refer to kit program on pages 10 & 11.
 - 2 Shaft high arrangement shown. Use "1" arrangement for direct mount pump applications.
 - 3 Lectra-Shift requires heat shield. Solenoid interferes with oil fill plug and can be removed for oil level check.
 - 4 For direct mount pump installations use "S" flange and PKS series pumps.
 - 5 Caution: This transmission requires a special oil available only from the dealer. Chrysler PN 4637579 or GM PN 12346190, 12346191.
 - 6 When removing the aperture cover, check for a magnet on the inside. If present mount cover to other side of transmission.
 - 7 Exhaust interference on GM Vortec gas engines.
 - 8 TG Series only-Input Gear: #03T37024. PTO spacer is not used with adapter.

CAUTION: MAXIMUM OUTPUT SHAFT SPEED NOT TO EXCEED 2,500 RPM.

NEW VENTURE TRANSMISSION								LEFT SIDE ONLY (RIGHT SIDE TURN PAGE)				
 NV-4500, NV-4500HD (5.61 Low) (Chevy build date 2-17-94 & Later) Footnote (4, 5, 6)								SAE 6-BOLT OPENING				
								PTO DRIVE GEAR DATA:				
								30T 7.94P 22.5° PA 30° R.H.		PLMF: 1.114		
								LOCATION: Front		RPM: 578		
								PLV: 660 FPM				
6-BOLT TYPE	PTO MODEL NUMBER	FOOT NOTES	SHAFT ROTATION	ENGINE%			ADAPTER	SPACER	STUD KIT	SHIFT TYPE	INTERMITTENT RATING @ 1,000 RPM OF PTO	
				HI	LO	REV					TORQUE	HP
SINGLE GEAR												
SINGLE SPEED MULTI GEAR	TG6S-N7907-C1BX	1, 2, 3	Opp	42				23M60200S	20MK6603	Cable	230	44
	TG6S-N7908-C1BX	1, 2, 3	Opp	51				23M60200S	20MK6603	Cable	230	44
	TG6S-N7909-C1BX	1, 2, 3	Opp	53				23M60200S	20MK6603	Cable	205	39
	TG6S-N7912-C1BH	1, 2, 3	Opp	65				23M60200S	20MK6603	Cable	210	40
	TG6S-N7913-C1BH	1, 2, 3	Opp	74				23M60200S	20MK6603	Cable	210	40
	TG6S-N7915-C1BH	1, 2, 3	Opp	84				23M60200S	20MK6603	Cable	195	37
	TG6S-N7918-C1BH	1, 2, 3	Opp	99				23M60200S	20MK6603	Cable	175	33
SH SERIES												
CLUTCH SHIFT												
1 FWD. 1 REV.												
ADAPTER TO CHANGE ROTATION		7	40TN7910-2 Change TG to N78, same arrangement					REFER TO ADAPTER GEAR ASSEMBLIES IN INDEX				

8-BOLT TYPE	PTO MODEL NUMBER	FOOT NOTES	SHAFT ROTATION	ENGINE%			ADAPTER	SPACER	STUD KIT	SHIFT TYPE	INTERMITTENT RATING @ 1,000 RPM OF PTO	
				HI	LO	REV					TORQUE	HP
SINGLE SPEED MULTI GEAR												
1 FWD. 1 REV.												



IMPORTANT: FOOTNOTES MAY AFFECT PTO SELECTION

FOOTNOTES:

- 1 TG Series Input Gear: #03T35489A — Refer to kit program on pages 10 & 11.
- 2 Shaft high arrangement shown. Use "3" arrangement for direct mount pump applications.
- 3 For direct mount pump installations use "S" flange and PKS series pumps.
- 4 Caution: This transmission requires a special oil available only from the dealer. Chrysler PN 4637579 or GM PN 12346190, 12346191.
- 5 4 x 4 vehicles have driveshaft interference this side.
- 6 When removing the aperture cover, check for a magnet on the inside. If present mount cover to other side of transmission.
- 7 TG Series only-Input Gear: #03T37024. PTO spacer and stud kit (20MK6603) are not used with adapter.