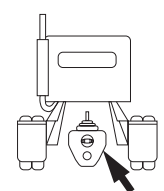




CAUTION: MAXIMUM OUTPUT SHAFT SPEED NOT TO EXCEED 2,500 RPM.

<b>NEW VENTURE TRANSMISSION</b>	<b>RIGHT SIDE ONLY</b> (LEFT SIDE TURN PAGE)		
	<b>NV-4500 (CHEVY)</b> <b>(6.34 Low)</b> <b>(Build date prior to 2-17-94)</b> Footnote (4, 5)		<b>SAE 6-BOLT OPENING</b>
	<b>PTO DRIVE GEAR DATA:</b> 32T 7.99P 22.19° PA 29° R.H. <b>LOCATION:</b> Front <b>PLMF:</b> 1.007 <b>PLV:</b> 615 FPM <b>RPM:</b> 513		

6-BOLT TYPE	PTO MODEL NUMBER	FOOT NOTES	SHAFT ROTATION	ENGINE%			ADAPTER	SPACER	STUD KIT	SHIFT TYPE	INTERMITTENT RATING @ 1,000 RPM OF PTO	
				HI	LO	REV					TORQUE	HP
SINGLE GEAR												
SINGLE SPEED MULTI GEAR	TG6S-N8007-C3BX	1, 2, 3	Opp	42				23M60093S	20MK6602	Cable	230	44
	TG6S-N8008-C3BX	1, 2, 3	Opp	52				23M60093S	20MK6602	Cable	230	44
	TG6S-N8009-C3BX	1, 2, 3	Opp	54				23M60093S	20MK6602	Cable	205	39
	TG6S-N8012-C3BH	1, 2, 3	Opp	66				23M60093S	20MK6602	Cable	210	40
	TG6S-N8013-C3BH	1, 2, 3	Opp	75				23M60093S	20MK6602	Cable	210	40
	TG6S-N8015-C3BH	1, 2, 3	Opp	85				23M60093S	20MK6602	Cable	195	37
	TG6S-N8018-C3BH	1, 2, 3	Opp	101				23M60093S	20MK6602	Cable	175	33
SH SERIES												
CLUTCH SHIFT												
1 FWD. 1 REV.												

ADAPTER TO CHANGE ROTATION      No Adapter Available      REFER TO ADAPTER GEAR ASSEMBLIES IN INDEX

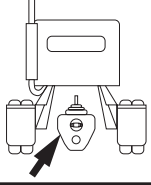

8-BOLT TYPE	PTO MODEL NUMBER	FOOT NOTES	SHAFT ROTATION	ENGINE%			ADAPTER	SPACER	STUD KIT	SHIFT TYPE	INTERMITTENT RATING @ 1,000 RPM OF PTO	
				HI	LO	REV					TORQUE	HP
SINGLE SPEED MULTI GEAR												
1 FWD. 1 REV.												



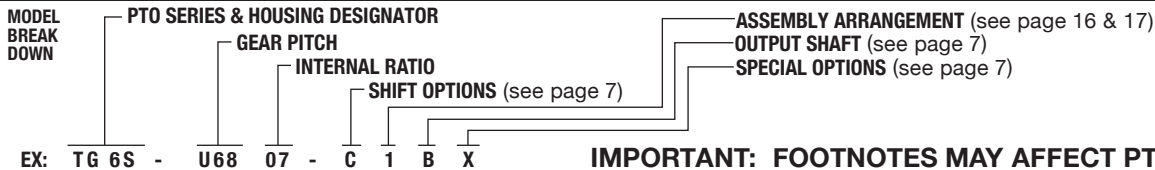
**IMPORTANT: FOOTNOTES MAY AFFECT PTO SELECTION**

- FOOTNOTES:**
- 1 TG Series Input Gear: #03T35488A — Refer to kit program on pages 10 & 11.
  - 2 Use "1" arrangement PTO for direct mount pump applications.
  - 3 Shaft high arrangement shown.
  - 4 Caution: This transmission requires a special oil available only from the dealer. GM PN 12345871, 12346074, 12346190, 12346191.
  - 5 When removing the aperture cover, check for a magnet on the inside. If present mount cover to other side of transmission.

CAUTION: MAXIMUM OUTPUT SHAFT SPEED NOT TO EXCEED 2,500 RPM.

NEW VENTURE TRANSMISSION								LEFT SIDE ONLY (RIGHT SIDE TURN PAGE)				
		<b>NV-4500 (CHEVY)</b> <b>(6.34 Low)</b> <b>(Build date prior to 2-17-94)</b> Footnote (2, 3, 4)						SAE 6-BOLT OPENING				
								PTO DRIVE GEAR DATA:				
			32T 7.99P 22.19° PA 29° R.H.			LOCATION: Front			PLMF: 1.007			
			PLV: 615 FPM			RPM: 513						
6-BOLT TYPE	PTO MODEL NUMBER	FOOT NOTES	SHAFT ROTATION	ENGINE%			ADAPTER	SPACER	STUD KIT	SHIFT TYPE	INTERMITTENT RATING @ 1,000 RPM OF PTO	
				HI	LO	REV					TORQUE	HP
SINGLE GEAR												
SINGLE SPEED MULTI GEAR	TG6S-N8007-C3BX	1	Opp	42				23M60093S	20MK6602	Cable	230	44
	TG6S-N8008-C3BX	1	Opp	52				23M60093S	20MK6602	Cable	230	44
	TG6S-N8009-C3BX	1	Opp	54				23M60093S	20MK6602	Cable	205	39
	TG6S-N8012-C3BH	1	Opp	66				23M60093S	20MK6602	Cable	210	40
	TG6S-N8013-C3BH	1	Opp	75				23M60093S	20MK6602	Cable	210	40
	TG6S-N8015-C3BH	1	Opp	85				23M60093S	20MK6602	Cable	195	37
	TG6S-N8018-C3BH	1	Opp	101				23M60093S	20MK6602	Cable	175	33
SH SERIES												
CLUTCH SHIFT												
1 FWD. 1 REV.												
ADAPTER TO CHANGE ROTATION			No Adapter Available					REFER TO ADAPTER GEAR ASSEMBLIES IN INDEX				

8-BOLT TYPE	PTO MODEL NUMBER	FOOT NOTES	SHAFT ROTATION	ENGINE%			ADAPTER	SPACER	STUD KIT	SHIFT TYPE	INTERMITTENT RATING @ 1,000 RPM OF PTO	
				HI	LO	REV					TORQUE	HP
SINGLE SPEED MULTI GEAR												
1 FWD. 1 REV.												



**IMPORTANT: FOOTNOTES MAY AFFECT PTO SELECTION**

**FOOTNOTES:**

- 1 TG Series Input Gear: #03T35488A — Refer to kit program on pages 10 & 11.
- 2 Cross member interference for remote driveline, use this side for direct mount pump.
- 3 Caution: This transmission requires a special oil available only from the dealer. GM PN 12345871, 12346074, 12346190, 12346191.
- 4 When removing the aperture cover, check for a magnet on the inside. If present mount cover to other side of transmission.