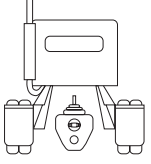



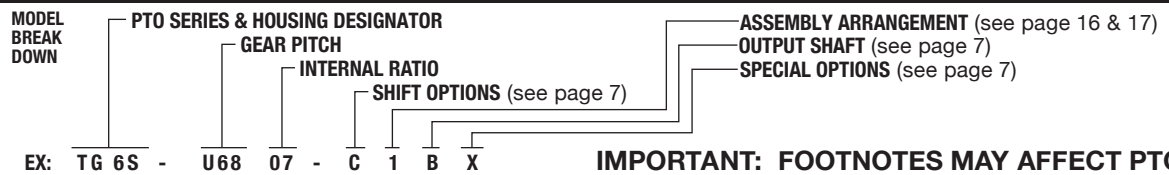
CAUTION: MAXIMUM OUTPUT SHAFT SPEED NOT TO EXCEED 2,500 RPM.

<b>UD TRANSMISSION</b>						<b>RIGHT SIDE ONLY</b> (LEFT SIDE TURN PAGE)		
		<b>TMH 263</b>				<b>PTO DRIVE GEAR DATA:</b> LOCATION: PLV:                      PLMF: RPM:		

6-BOLT TYPE	PTO MODEL NUMBER	FOOT NOTES	SHAFT ROTATION	ENGINE%			ADAPTER	SPACER	STUD KIT	SHIFT TYPE	INTERMITTENT RATING @ 1,000 RPM OF PTO	
				HI	LO	REV					TORQUE	HP
SINGLE GEAR												
SINGLE SPEED MULTI GEAR	<b>NO PTO OPENING - SEE OTHER SIDE</b>											
SH SERIES												
CLUTCH SHIFT												
1 FWD. 1 REV.												

ADAPTER TO CHANGE ROTATION REFER TO ADAPTER GEAR ASSEMBLIES IN INDEX

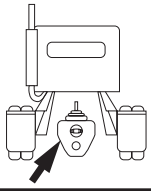

8-BOLT TYPE	PTO MODEL NUMBER	FOOT NOTES	SHAFT ROTATION	ENGINE%			ADAPTER	SPACER	STUD KIT	SHIFT TYPE	INTERMITTENT RATING @ 1,000 RPM OF PTO	
				HI	LO	REV					TORQUE	HP
SINGLE SPEED MULTI GEAR												
1 FWD. 1 REV.												




**IMPORTANT: FOOTNOTES MAY AFFECT PTO SELECTION**

**FOOTNOTES:**

CAUTION: MAXIMUM OUTPUT SHAFT SPEED NOT TO EXCEED 2,500 RPM.

UD TRANSMISSION								LEFT SIDE ONLY (RIGHT SIDE TURN PAGE)				
		TMH 263						SAE 6-BOLT OPENING				
								PTO DRIVE GEAR DATA:				
						23T 6P 20° Spur LOCATION: Front PLV: 387 FPM		PLMF: 1.085 RPM: 386				
6-BOLT TYPE	PTO MODEL NUMBER	FOOT NOTES	SHAFT ROTATION	ENGINE%			ADAPTER	SPACER	STUD KIT	SHIFT TYPE	INTERMITTENT RATING @ 1,000 RPM OF PTO	
				HI	LO	REV					TORQUE	HP
SINGLE GEAR												
SINGLE SPEED MULTI GEAR	TG6S-U6809-C3BX	1, 2	Crnk	34					20MKM602	Cable	205	39
	TG6S-U6812-C3BH	1, 2	Crnk	42					20MKM602	Cable	210	40
	TG6S-U6813-C3BH	1, 2	Crnk	48					20MKM602	Cable	210	40
	TG6S-U6815-C3BH	1, 2	Crnk	54					20MKM602	Cable	195	37
	TG6S-U6818-C3BH	1, 2	Crnk	64					20MKM602	Cable	175	33
SH SERIES												
CLUTCH SHIFT												
1 FWD. 1 REV.	RG6D-U6813-L3BX	2, 3	Opp	54		41		23M60200S	20MKM603	Lever	140	26
ADAPTER TO CHANGE ROTATION								REFER TO ADAPTER GEAR ASSEMBLIES IN INDEX				

8-BOLT TYPE	PTO MODEL NUMBER	FOOT NOTES	SHAFT ROTATION	ENGINE%			ADAPTER	SPACER	STUD KIT	SHIFT TYPE	INTERMITTENT RATING @ 1,000 RPM OF PTO	
				HI	LO	REV					TORQUE	HP
SINGLE SPEED MULTI GEAR												
1 FWD. 1 REV.												



**IMPORTANT: FOOTNOTES MAY AFFECT PTO SELECTION**

**FOOTNOTES:**

- 1 TG Series Input Gear: #03T34284 — Refer to kit program on pages 10 & 11.
- 2 Metric Stud Kit shown.
- 3 Do not use for continuous duty applications.