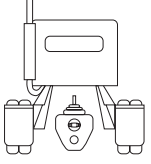



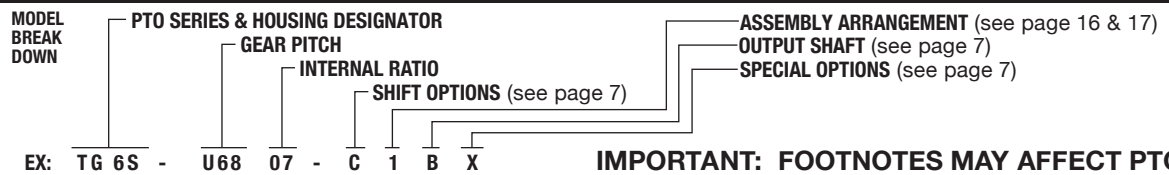
CAUTION: MAXIMUM OUTPUT SHAFT SPEED NOT TO EXCEED 2,500 RPM.

UD TRANSMISSION						RIGHT SIDE ONLY (LEFT SIDE TURN PAGE)		
		TMH-704, TMH-762 MHS-50U, MHS-60A, MHS-61A, MHS-62A, MHS-63A				PTO DRIVE GEAR DATA: LOCATION: PLMF: PLV: RPM:		

6-BOLT TYPE	PTO MODEL NUMBER	FOOT NOTES	SHAFT ROTATION	ENGINE%			ADAPTER	SPACER	STUD KIT	SHIFT TYPE	INTERMITTENT RATING @ 1,000 RPM OF PTO	
				HI	LO	REV					TORQUE	HP
SINGLE GEAR												
SINGLE SPEED MULTI GEAR	NO PTO OPENING - SEE OTHER SIDE											
SH SERIES												
CLUTCH SHIFT												
1 FWD. 1 REV.												

ADAPTER TO CHANGE ROTATION REFER TO ADAPTER GEAR ASSEMBLIES IN INDEX

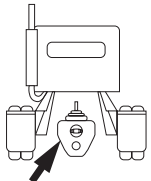

8-BOLT TYPE	PTO MODEL NUMBER	FOOT NOTES	SHAFT ROTATION	ENGINE%			ADAPTER	SPACER	STUD KIT	SHIFT TYPE	INTERMITTENT RATING @ 1,000 RPM OF PTO	
				HI	LO	REV					TORQUE	HP
SINGLE SPEED MULTI GEAR												
1 FWD. 1 REV.												




IMPORTANT: FOOTNOTES MAY AFFECT PTO SELECTION

FOOTNOTES:

CAUTION: MAXIMUM OUTPUT SHAFT SPEED NOT TO EXCEED 2,500 RPM.

UD TRANSMISSION								LEFT SIDE ONLY (RIGHT SIDE TURN PAGE)				
 TMH-704, TMH-762 MHS-50U, MHS-60A, MHS-61A, MHS-62A, MHS-63A								METRIC 4-BOLT OPENING				
								PTO DRIVE GEAR DATA:				
								23T 6.35P 20° Spur		PLMF: -.827		
								LOCATION: Center		RPM: 296		
								PLV: 280 FPM				
6-BOLT TYPE	PTO MODEL NUMBER	FOOT NOTES	SHAFT ROTATION	ENGINE%			ADAPTER	SPACER	STUD KIT	SHIFT TYPE	INTERMITTENT RATING @ 1,000 RPM OF PTO	
				HI	LO	REV					TORQUE	HP
SINGLE GEAR												
SINGLE SPEED MULTI GEAR	TG6S-U8012-C3BH	1, 2, 3	Opp	53			40TN6380		Included	Cable	126	24
	TG6S-U8013-C3BH	1, 2, 3	Opp	60			40TN6380		Included	Cable	115	22
	TG6S-U8015-C3BH	1, 2, 3	Opp	67			40TN6380		Included	Cable	112	21
	TG6S-U8018-C3BH	1, 2, 3	Opp	80			40TN6380		Included	Cable	100	19
SH SERIES												
CLUTCH SHIFT												
1 FWD. 1 REV.												
ADAPTER TO CHANGE ROTATION			No Adapter Available					REFER TO ADAPTER GEAR ASSEMBLIES IN INDEX				

8-BOLT TYPE	PTO MODEL NUMBER	FOOT NOTES	SHAFT ROTATION	ENGINE%			ADAPTER	SPACER	STUD KIT	SHIFT TYPE	INTERMITTENT RATING @ 1,000 RPM OF PTO	
				HI	LO	REV					TORQUE	HP
SINGLE SPEED MULTI GEAR												
1 FWD. 1 REV.												



IMPORTANT: FOOTNOTES MAY AFFECT PTO SELECTION

FOOTNOTES:

- 1 Adapter required to mount PTO.
- 2 TG Series Input Gear: #03T35107 — Refer to kit program on pages 10 & 11.
- 3 HP and torque derated due to transmission capabilities.