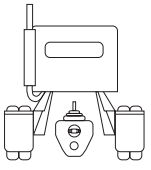



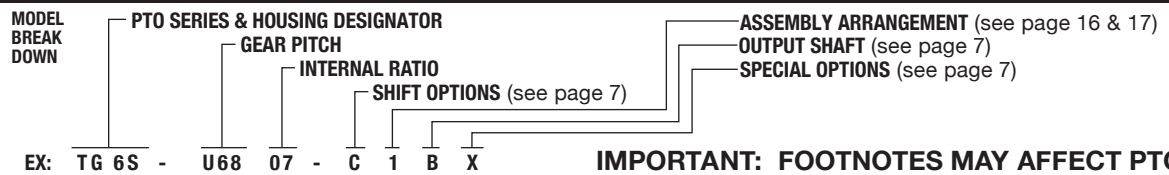
CAUTION: MAXIMUM OUTPUT SHAFT SPEED NOT TO EXCEED 2,500 RPM.

UD TRANSMISSION						RIGHT SIDE ONLY (LEFT SIDE TURN PAGE)		
		MLS-61A, MLS-61B, MLS-62B, MLS-63B				PTO DRIVE GEAR DATA: LOCATION: PLV: PLMF: RPM:		

6-BOLT TYPE	PTO MODEL NUMBER	FOOT NOTES	SHAFT ROTATION	ENGINE%			ADAPTER	SPACER	STUD KIT	SHIFT TYPE	INTERMITTENT RATING @ 1,000 RPM OF PTO	
				HI	LO	REV					TORQUE	HP
SINGLE GEAR												
SINGLE SPEED MULTI GEAR	NO PTO OPENING - SEE OTHER SIDE											
SH SERIES												
CLUTCH SHIFT												
1 FWD. 1 REV.												

ADAPTER TO CHANGE ROTATION REFER TO ADAPTER GEAR ASSEMBLIES IN INDEX

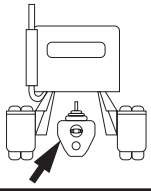

8-BOLT TYPE	PTO MODEL NUMBER	FOOT NOTES	SHAFT ROTATION	ENGINE%			ADAPTER	SPACER	STUD KIT	SHIFT TYPE	INTERMITTENT RATING @ 1,000 RPM OF PTO	
				HI	LO	REV					TORQUE	HP
SINGLE SPEED MULTI GEAR												
1 FWD. 1 REV.												



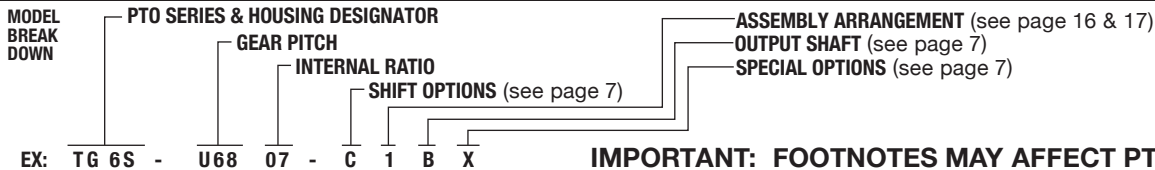
IMPORTANT: FOOTNOTES MAY AFFECT PTO SELECTION

FOOTNOTES:

CAUTION: MAXIMUM OUTPUT SHAFT SPEED NOT TO EXCEED 2,500 RPM.

UD TRANSMISSION								LEFT SIDE ONLY (RIGHT SIDE TURN PAGE)				
	MLS-61A, MLS-61B, MLS-62B, MLS-63B (1999 and Later) Footnotes (2, 3, 4, 5, 6)							METRIC 6-BOLT OPENING				
								PTO DRIVE GEAR DATA:				
								25T 5.64P 22.5°PA Spur LOCATION: Center PLMF: -.835 PLV: 313 FPM RPM: 270				
6-BOLT TYPE	PTO MODEL NUMBER	FOOT NOTES	SHAFT ROTATION	ENGINE%			ADAPTER	SPACER	STUD KIT	SHIFT TYPE	INTERMITTENT RATING @ 1,000 RPM OF PTO	
				HI	LO	REV					TORQUE	HP
SINGLE GEAR												
SINGLE SPEED MULTI GEAR	TG6A-N5613-N4BH	1	Crnk	55					Included	Elec/Air	119	23
	TG6A-N5615-N4BH	1	Crnk	62					Included	Elec/Air	105	20
	TG6A-N5618-N4BH	1	Crnk	73					Included	Elec/Air	91	17
SH SERIES												
CLUTCH SHIFT												
1 FWD. 1 REV.												
ADAPTER TO CHANGE ROTATION			No Adapter Available					REFER TO ADAPTER GEAR ASSEMBLIES IN INDEX				

8-BOLT TYPE	PTO MODEL NUMBER	FOOT NOTES	SHAFT ROTATION	ENGINE%			ADAPTER	SPACER	STUD KIT	SHIFT TYPE	INTERMITTENT RATING @ 1,000 RPM OF PTO	
				HI	LO	REV					TORQUE	HP
SINGLE SPEED MULTI GEAR												
1 FWD. 1 REV.												



IMPORTANT: FOOTNOTES MAY AFFECT PTO SELECTION

FOOTNOTES:

- TG Series Input Gear: #03T35730 — Refer to kit program on pages 10 & 11.
- Requires special adapter plate 29TK3863 to mount PTO to transmission. Included with PTO.
- Nissan recommends electric/air activation which is designed to allow engagement only when clutch pedal is depressed. The "N" shift option (48TK4518) contains only the Muncie Power air activation components. The Nissan components are sold separately. 1999-2002 model vehicles order 48TK4517 separately. 2003-2004 model vehicles order 48TK4516 separately. 2005-2010 model vehicle order 48TK4693, 2011 & later order 48TK5326.
- Torque rating of PTO's are derated due to limitations of transmission drive gear.
- For chassis year prior to 1999, use standard Electric/Air kit option designator "E". PTO is installed separate of the Nissan system and their components are not used.
- Vehicles prior to 2005 model year with plastic airlines can use kit 44TK4607 to make air connection.