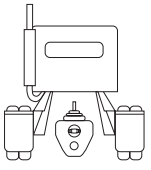



UD TRANSMISSION						RIGHT SIDE ONLY (LEFT SIDE TURN PAGE)		
		MES-50C				PTO DRIVE GEAR DATA:		
						LOCATION: PLV:	PLMF: RPM:	

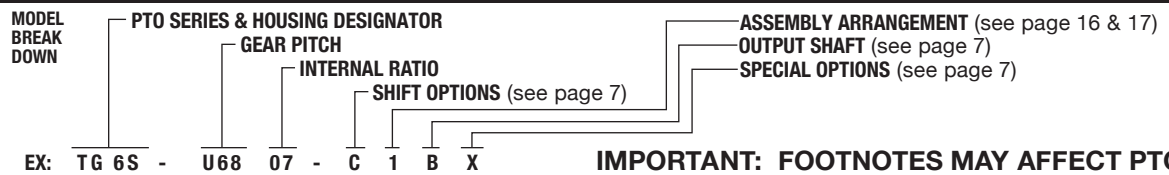
CAUTION: MAXIMUM OUTPUT SHAFT SPEED NOT TO EXCEED 2,500 RPM.

6-BOLT TYPE	PTO MODEL NUMBER	FOOT NOTES	SHAFT ROTATION	ENGINE%			ADAPTER	SPACER	STUD KIT	SHIFT TYPE	INTERMITTENT RATING @ 1,000 RPM OF PTO	
				HI	LO	REV					TORQUE	HP
SINGLE GEAR												
SINGLE SPEED MULTI GEAR	NO PTO OPENING - SEE OTHER SIDE											
SH SERIES												
CLUTCH SHIFT												
1 FWD. 1 REV.												

ADAPTER TO CHANGE ROTATION

REFER TO ADAPTER GEAR ASSEMBLIES IN INDEX

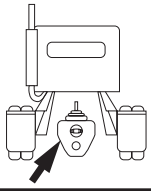

8-BOLT TYPE	PTO MODEL NUMBER	FOOT NOTES	SHAFT ROTATION	ENGINE%			ADAPTER	SPACER	STUD KIT	SHIFT TYPE	INTERMITTENT RATING @ 1,000 RPM OF PTO	
				HI	LO	REV					TORQUE	HP
SINGLE SPEED MULTI GEAR												
1 FWD. 1 REV.												




IMPORTANT: FOOTNOTES MAY AFFECT PTO SELECTION

FOOTNOTES:

CAUTION: MAXIMUM OUTPUT SHAFT SPEED NOT TO EXCEED 2,500 RPM.

UD TRANSMISSION								LEFT SIDE ONLY (RIGHT SIDE TURN PAGE)				
		MES-50C Footnotes (2)						METRIC 6-BOLT OPENING				
								PTO DRIVE GEAR DATA: 32T 9.27P 20° PA 25° R.H. LOCATION: Center PLMF: 3.030 PLV: 627 FPM RPM: 610				
6-BOLT TYPE	PTO MODEL NUMBER	FOOT NOTES	SHAFT ROTATION	ENGINE%			ADAPTER	SPACER	STUD KIT	SHIFT TYPE	INTERMITTENT RATING @ 1,000 RPM OF PTO	
				HI	LO	REV					TORQUE	HP
SINGLE GEAR												
SINGLE SPEED MULTI GEAR	TG6S-N9207-C3BX	1	Crnk	54			40TN9200	23M60240S	20MK6604	Cable	205	39
	TG6S-N9208-C3BX	1	Crnk	66			40TN9200	23M60240S	20MK6604	Cable	205	39
	TG6S-N9209-C3BX	1	Crnk	69			40TN9200	23M60240S	20MK6604	Cable	195	37
	TG6S-N9212-C3BH	1	Crnk	87			40TN9200	23M60240S	20MK6604	Cable	155	29
	TG6S-N9213-C3BH	1	Crnk	99			40TN9200	23M60240S	20MK6604	Cable	138	26
	TG6S-N9215-C3BH	1	Crnk	112			40TN9200	23M60240S	20MK6604	Cable	120	23
	TG6S-N9218-C3BH	1	Crnk	128			40TN9200	23M60240S	20MK6604	Cable	105	20
SH SERIES												
CLUTCH SHIFT												
1 FWD. 1 REV.												
ADAPTER TO CHANGE ROTATION			No Adapter Available				REFER TO ADAPTER GEAR ASSEMBLIES IN INDEX					

8-BOLT TYPE	PTO MODEL NUMBER	FOOT NOTES	SHAFT ROTATION	ENGINE%			ADAPTER	SPACER	STUD KIT	SHIFT TYPE	INTERMITTENT RATING @ 1,000 RPM OF PTO	
				HI	LO	REV					TORQUE	HP
SINGLE SPEED MULTI GEAR												
1 FWD. 1 REV.												



IMPORTANT: FOOTNOTES MAY AFFECT PTO SELECTION

FOOTNOTES:

- 1 TG Series Input Gear: #03T36591 — Refer to kit program on pages 10 & 11.
- 2 Torque ratings are derated due to limitations of transmission drive gear.