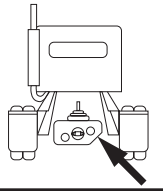




CAUTION: MAXIMUM OUTPUT SHAFT SPEED NOT TO EXCEED 2,500 RPM.

TREMEC TRANSMISSION (SPICER)								RIGHT SIDE ONLY (BOTTOM OPENING TURN PAGE)				
		1214-3A (301130, 301212), 1214-5A (301131, 301213) Footnote (1)						SAE 6-BOLT OPENING				
								PTO DRIVE GEAR DATA: 54T 6P 20° PA Spur LOCATION: Front PLMF: .721 PLV: 1346 FPM RPM: 571				
6-BOLT TYPE	PTO MODEL NUMBER	FOOT NOTES	SHAFT ROTATION	ENGINE %			ADAPTER	SPACER	STUD KIT	SHIFT TYPE	INTERMITTENT RATING @ 1,000 RPM OF PTO	
				HI	LO	REV					TORQUE	HP
SINGLE GEAR												
SINGLE SPEED MULTI GEAR	TG6S-X6804-C1BX	2, 5	Opp	46				23M60300+23M60032S	20MK6604	Cable	285	54
	TG6S-X6805-C1BX	2, 5	Opp	60				23M60300+23M60032S	20MK6604	Cable	270	51
	TG6S-X6806-C1BX	2, 5	Opp	79				23M60300+23M60032S	20MK6604	Cable	245	47
	TG6S-X6807-C1BX	2, 5	Opp	93				23M60300+23M60032S	20MK6604	Cable	230	44
	TG6S-X6808-C1BX	2, 5	Opp	113				23M60300+23M60032S	20MK6604	Cable	230	44
	TG6S-X6809-C1BX	2, 5	Opp	118				23M60300+23M60032S	20MK6604	Cable	205	39
	TG6S-X6812-C1BH	2, 5	Opp	146				23M60300+23M60032S	20MK6604	Cable	210	40
	TG6S-X6813-C1BH	2, 5	Opp	165				23M60300+23M60032S	20MK6604	Cable	210	40
	TG6S-X6815-C1BH	2, 5	Opp	186				23M60300+23M60032S	20MK6604	Cable	195	37
	TG6S-X6818-C1BH	2, 5	Opp	221				23M60300+23M60032S	20MK6604	Cable	175	33
SH SERIES	SH6S-U6807-E1BX	5	Opp	89				23M60300	20TK4434	Elec/Air	400	76
	SH6S-U6809-E1BX	5	Opp	111				23M60300	20TK4434	Elec/Air	375	71
	SH6S-U6812-E1BX	5	Opp	147				23M60300	20TK4434	Elec/Air	325	62
CLUTCH SHIFT	CS6S-U6807-E1BX	5	Opp	89				23M60300	20TK4434	Power	300	57
	CS6S-U6809-E1BX	5	Opp	111				23M60300	20TK4434	Power	275	52
	CS6S-U6812-E1BX	5	Opp	147				23M60300	20TK4434	Power	275	52
1 FWD. 1 REV.	RL6D-U6805-L3BX	4	Opp	70		70		23M60500	20MK6605	Lever	200	38
ADAPTER TO CHANGE ROTATION		3, 4	40TU6810-1 + 23M60300 + 220MK6604				REFER TO ADAPTER GEAR ASSEMBLIES IN INDEX					

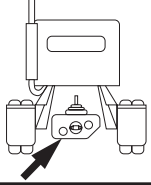

8-BOLT TYPE	PTO MODEL NUMBER	FOOT NOTES	SHAFT ROTATION	ENGINE %			ADAPTER	SPACER	STUD KIT	SHIFT TYPE	INTERMITTENT RATING @ 1,000 RPM OF PTO	
				HI	LO	REV					TORQUE	HP
SINGLE SPEED MULTI GEAR												
1 FWD. 1 REV.												



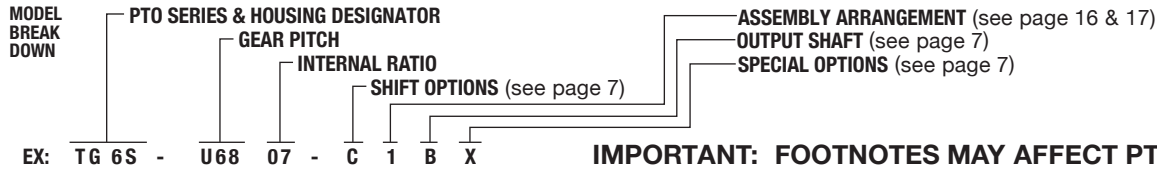
IMPORTANT: FOOTNOTES MAY AFFECT PTO SELECTION

- FOOTNOTES:**
- Speeds shown are with transmission in low range. For speeds in high range, multiply by .84.
 - TG Series Input Gear: #03T96773 — Refer to kit program on pages 10 & 11.
 - The TG Series TG6S-X68 input gear requires 23M60032S used on PTO side of adapter. Not included.
 - Do not use for continuous duty applications.
 - Optional: X68 and U68 input gear can be replaced by S68 input gear to obtain output speed 92% of speed shown. Add spacer 23M60200S and change stud kit to 20MK6606 (20TK4436 for SH or CS).

CAUTION: MAXIMUM OUTPUT SHAFT SPEED NOT TO EXCEED 2,500 RPM.

TREMEC TRANSMISSION (SPICER)								BOTTOM OPENING ONLY (RIGHT SIDE TURN PAGE)				
		1214-3A (301130, 301212), 1214-5A (301131, 301213) Footnote (1)						SAE 8-BOLT OPENING				
								PTO DRIVE GEAR DATA: 54T 6P 20° PA Spur LOCATION: Front PLMF: .566 PLV: 1346 FPM RPM: 571				
6-BOLT TYPE	PTO MODEL NUMBER	FOOT NOTES	SHAFT ROTATION	ENGINE %			ADAPTER	SPACER	STUD KIT	SHIFT TYPE	INTERMITTENT RATING @ 1,000 RPM OF PTO	
				HI	LO	REV					TORQUE	HP
SINGLE GEAR												
SINGLE SPEED MULTI GEAR	TG8S-X6804-C1BX	2, 4	Opp	46				23M80248	20MK8817	Cable	285	54
	TG8S-X6805-C1BX	2, 4	Opp	60				23M80248	20MK8817	Cable	270	51
	TG8S-X6806-C1BX	2, 4	Opp	79				23M80248	20MK8817	Cable	245	47
	TG8S-X6807-C1BX	2, 4	Opp	93				23M80248	20MK8817	Cable	230	44
	TG8S-X6808-C1BX	2, 4	Opp	113				23M80248	20MK8817	Cable	230	44
	TG8S-X6809-C1BX	2, 4	Opp	118				23M80248	20MK8817	Cable	205	39
	TG8S-X6812-C1BH	2, 4	Opp	146				23M80248	20MK8817	Cable	210	40
	TG8S-X6813-C1BH	2, 4	Opp	165				23M80248	20MK8817	Cable	210	40
	TG8S-X6815-C1BH	2, 4	Opp	186				23M80248	20MK8817	Cable	195	37
	TG8S-X6818-C1BH	2, 4	Opp	221				23M80248	20MK8817	Cable	175	33
SH SERIES	SH8S-U6807-E1BX	4	Opp	89				23M80248	20MK8817	Elec/Air	400	76
	SH8S-U6809-E1BX	4	Opp	111				23M80248	20MK8817	Elec/Air	375	71
	SH8S-U6812-E1BX	4	Opp	147				23M80248	20MK8817	Elec/Air	325	62
	SH8S-U6813-E1BX	4	Opp	171				23M80248	20MK8817	Elec/Air	325	62
CLUTCH SHIFT	CS8S-U6807-E1BX	4	Opp	89				23M80248	20MK8817	Power	300	57
	CS8S-U6809-E1BX	4	Opp	111				23M80248	20MK8817	Power	275	52
	CS8S-U6812-E1BX	4	Opp	147				23M80248	20MK8817	Power	275	52
	CS8S-U6814-E1BX		Opp	184				23M80248	20MK8817	Power	275	52
1 FWD. 1 REV.	RL8S-U6805-L3BX	5	Opp	70		70		23M80248	20MK8817	Lever	200	38
ADAPTER TO CHANGE ROTATION		3	40TU6886-1 + 23M80500 + 23M80248 + 20MK8807					REFER TO ADAPTER GEAR ASSEMBLIES IN INDEX				

8-BOLT TYPE	PTO MODEL NUMBER	FOOT NOTES	SHAFT ROTATION	ENGINE %			ADAPTER	SPACER	STUD KIT	SHIFT TYPE	INTERMITTENT RATING @ 1,000 RPM OF PTO	
				HI	LO	REV					TORQUE	HP
SINGLE SPEED MULTI GEAR	828S-U6805-L1CX		Opp	43				23M80248	20MK8817	Lever	500	95
	828S-U6808-L1CX		Opp	68				23M80248	20MK8817	Lever	450	85
	828S-U6809-L1CX		Opp	84				23M80248	20MK8817	Lever	410	78
	828S-U6810-L1CX		Opp	91				23M80248	20MK8817	Lever	410	78
	828S-U6812-L1CX		Opp	104				23M80248	20MK8817	Lever	375	71
	828S-U6813-L1CX		Opp	121				23M80248	20MK8817	Lever	375	71
	828S-U6815-L1CX		Opp	132				23M80375	20MK8804	Lever	350	67
	828S-U6819-L1CX		Opp	162				23M80500	20MK8816	Lever	300	57
	1 FWD. 1 REV.											



IMPORTANT: FOOTNOTES MAY AFFECT PTO SELECTION

FOOTNOTES:

- Speeds shown are with transmission in low range. For speeds in high range, multiply by .84.
- TG Series Input Gear: #03T96773 – Refer to kit program on pages 10 & 11.
- Change TG Series, CS Series, SH Series, and RL Series to 6-bolt PTO housing and TG to U68 input gear (TG6S, CS6S, SH6S, and RL6D respectively).
RL Series add 23M60200S + 20MK6603 on PTO side of adapter.
- Optional: X68 & U68 input gear can be replaced by S68 input gear to obtain output speed 92% of speed shown.
Add spacer 23M80190 and change stud kit to 20MK8814.
- Do not use for continuous duty applications.