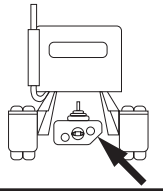

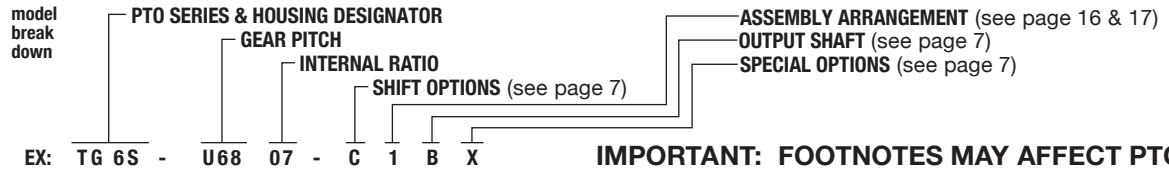


CAUTION: MAXIMUM OUTPUT SHAFT SPEED NOT TO EXCEED 2,500 RPM.

TREMEC TRANSMISSION (SPICER)								RIGHT SIDE ONLY (BOTTOM OPENING TURN PAGE)				
		1262A (301105), 1264A (301106)						SAE 6-BOLT OPENING				
								PTO DRIVE GEAR DATA: 45T 6P 20° PA Spur LOCATION: Front PLV: 1119 FPM				
6-BOLT TYPE	PTO MODEL NUMBER	FOOT NOTES	SHAFT ROTATION	ENGINE %			ADAPTER	SPACER	STUD KIT	SHIFT TYPE	INTERMITTENT RATING @ 1,000 RPM OF PTO	
				HI	LO	REV					TORQUE	HP
SINGLE GEAR												
SINGLE SPEED MULTI GEAR	TG6S-U6805-C1BX	1, 4	Crnk	50			40TU6800	23M61500+23M60093S	20MK6627	Cable	270	51
	TG6S-U6806-C1BX	1, 4	Crnk	65			40TU6800	23M61500+23M60093S	20MK6627	Cable	245	47
	TG6S-U6807-C1BX	1, 4	Crnk	78			40TU6800	23M61500+23M60093S	20MK6627	Cable	230	44
	TG6S-U6808-C1BX	1, 4	Crnk	95			40TU6800	23M61500+23M60093S	20MK6627	Cable	230	44
	TG6S-U6809-C1BX	1, 4	Crnk	99			40TU6800	23M61500+23M60093S	20MK6627	Cable	205	39
	TG6S-U6812-C1BH	1, 4	Crnk	122			40TU6800	23M61500+23M60093S	20MK6627	Cable	210	40
	TG6S-U6813-C1BH	1, 4	Crnk	138			40TU6800	23M61500+23M60093S	20MK6627	Cable	210	40
	TG6S-U6815-C1BH	1, 4	Crnk	156			40TU6800	23M61500+23M60093S	20MK6627	Cable	195	37
TG6S-U6818-C1BH	1, 4	Crnk	185			40TU6800	23M61500+23M60093S	20MK6627	Cable	175	33	
SH SERIES	SH6S-U6807-E1BX	4	Crnk	74			40TU6800	23M61500+23M60093S	20MK6627	Elec/Air	400	76
	SH6S-U6809-E1BX	4	Crnk	92			40TU6800	23M61500+23M60093S	20MK6627	Elec/Air	375	71
	SH6S-U6812-E1BX	4	Crnk	122			40TU6800	23M61500+23M60093S	20MK6627	Elec/Air	325	62
CLUTCH SHIFT	CS6S-U6806-E1BX		Crnk	59			40TU6800	23M61500+23M60093S	20MK6627	Power	300	57
	CS6S-U6807-E1BX	4	Crnk	74			40TU6800	23M61500+23M60093S	20MK6627	Power	300	57
	CS6S-U6809-E1BX	4	Crnk	92			40TU6800	23M61500+23M60093S	20MK6627	Power	275	52
	CS6S-U6812-E1BX	4	Crnk	122			40TU6800	23M61500+23M60093S	20MK6627	Power	275	52
1 FWD. 1 REV.	RL6D-U6805-L3BX	2, 5	Crnk	58		58	40TU6800	23M61500+23M60093S	20MK6629	Lever	200	38
ADAPTER TO CHANGE ROTATION			No Adapter Available					REFER TO ADAPTER GEAR ASSEMBLIES IN INDEX				

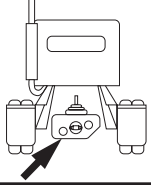

8-BOLT TYPE	PTO MODEL NUMBER	FOOT NOTES	SHAFT ROTATION	ENGINE %			ADAPTER	SPACER	STUD KIT	SHIFT TYPE	INTERMITTENT RATING @ 1,000 RPM OF PTO	
				HI	LO	REV					TORQUE	HP
SINGLE SPEED MULTI GEAR												
1 FWD. 1 REV.												



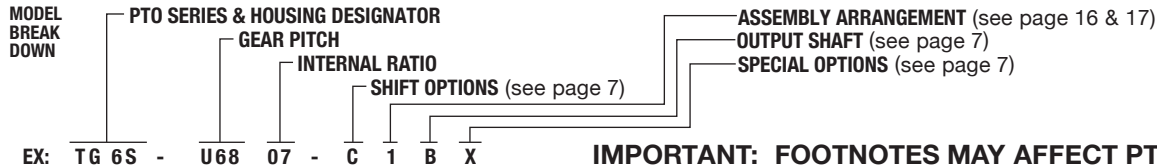
IMPORTANT: FOOTNOTES MAY AFFECT PTO SELECTION

- FOOTNOTES:**
- 1 TG Series Input Gear: #03T34284 — Refer to kit program on pages 10 & 11.
 - 2 Requires 23M60200S spacer between PTO and adapter. Not supplied.
 - 3 Requires 23M60032S spacer between PTO and adapter. Not supplied.
 - 4 Optional: U68 input gear can be replaced by S68 input gear to obtain output speed 92% of speed shown. Add spacer 23M60200S and stud kit 20MK6629.
 - 5 Do not use for continuous duty applications.

CAUTION: MAXIMUM OUTPUT SHAFT SPEED NOT TO EXCEED 2,500 RPM.

TREMEC TRANSMISSION (SPICER)								BOTTOM OPENING ONLY (RIGHT SIDE TURN PAGE)				
		1262A (301105), 1264A (301106)						SAE 8-BOLT OPENING				
								PTO DRIVE GEAR DATA: 45T 6P 20° PA Spur LOCATION: Front PLMV: 1.316 RPM: 570				
6-BOLT TYPE	PTO MODEL NUMBER	FOOT NOTES	SHAFT ROTATION	ENGINE %			ADAPTER	SPACER	STUD KIT	SHIFT TYPE	INTERMITTENT RATING @ 1,000 RPM OF PTO	
				HI	LO	REV					TORQUE	HP
SINGLE GEAR												
SINGLE SPEED MULTI GEAR	TG6S-U6805-C1BX	1, 2	Crnk	50			40TU6886-1	23M80062	Included	Cable	270	51
	TG6S-U6806-C1BX	1, 2	Crnk	65			40TU6886-1	23M80062	Included	Cable	245	47
	TG6S-U6807-C1BX	1, 2	Crnk	78			40TU6886-1	23M80062	Included	Cable	230	44
	TG6S-U6808-C1BX	1, 2	Crnk	95			40TU6886-1	23M80062	Included	Cable	230	44
	TG6S-U6809-C1BX	1, 2	Crnk	99			40TU6886-1	23M80062	Included	Cable	205	39
	TG6S-U6812-C1BH	1, 2	Crnk	122			40TU6886-1	23M80062	Included	Cable	210	40
	TG6S-U6813-C1BH	1, 2	Crnk	138			40TU6886-1	23M80062	Included	Cable	210	40
	TG6S-U6815-C1BH	1, 2	Crnk	156			40TU6886-1	23M80062	Included	Cable	195	37
	TG6S-U6818-C1BH	1, 2	Crnk	185			40TU6886-1	23M80062	Included	Cable	175	33
SH SERIES	SH6S-U6807-E1BX	2	Crnk	74			40TU6886-1	23M80062	Included	Elec/Air	400	76
	SH6S-U6809-E1BX	2	Crnk	92			40TU6886-1	23M80062	Included	Elec/Air	375	71
	SH6S-U6812-E1BX	2	Crnk	122			40TU6886-1	23M80062	Included	Elec/Air	325	62
CLUTCH SHIFT	CS6S-U6806-E1BX		Crnk	59			40TU6886-1	23M80062	Included	Power	300	57
	CS6S-U6807-E1BX	2	Crnk	74			40TU6886-1	23M80062	Included	Power	300	57
	CS6S-U6809-E1BX	2	Crnk	92			40TU6886-1	23M80062	Included	Power	275	52
	CS6S-U6812-E1BX	2	Crnk	122			40TU6886-1	23M80062	Included	Power	275	52
1 FWD. 1 REV.												
ADAPTER TO CHANGE ROTATION			No Adapter Available				REFER TO ADAPTER GEAR ASSEMBLIES IN INDEX					

8-BOLT TYPE	PTO MODEL NUMBER	FOOT NOTES	SHAFT ROTATION	ENGINE %			ADAPTER	SPACER	STUD KIT	SHIFT TYPE	INTERMITTENT RATING @ 1,000 RPM OF PTO	
				HI	LO	REV					TORQUE	HP
SINGLE SPEED MULTI GEAR												
1 FWD. 1 REV.												



IMPORTANT: FOOTNOTES MAY AFFECT PTO SELECTION

FOOTNOTES:

- 1 TG Series Input Gear: #03T34284 — Refer to kit program on pages 10 & 11.
- 2 Optional: U68 input gear can be replaced by S68 input gear to obtain output speed 92% of speed shown. Add spacer 23M60200S and stud kit 20MK6603.