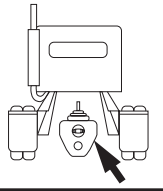




CAUTION: MAXIMUM OUTPUT SHAFT SPEED NOT TO EXCEED 2,500 RPM.

TREMEC TRANSMISSION (SPICER)							RIGHT SIDE ONLY (LEFT SIDE TURN PAGE)							
 CM-6253A (301086, 301259)							SAE 8-BOLT OPENING							
							6-BOLT TYPE		PTO MODEL NUMBER	FOOT NOTES	SHAFT ROTATION	ENGINE %		
					HI	LO	REV					TORQUE	HP	
SINGLE GEAR														
SINGLE SPEED MULTI GEAR		TG8S-S6004-C1BX	1	Opp	50					23M81200	20MK8818	Cable	285	54
		TG8S-S6005-C1BX	1	Opp	66					23M81200	20MK8818	Cable	270	51
		TG8S-S6006-C1BX	1	Opp	85					23M81200	20MK8818	Cable	245	47
		TG8S-S6007-C1BX	1	Opp	101					23M81200	20MK8818	Cable	230	44
		TG8S-S6008-C1BX	1	Opp	124					23M81200	20MK8818	Cable	230	44
		TG8S-S6009-C1BX	1	Opp	129					23M81200	20MK8818	Cable	205	39
		TG8S-S6012-C1BH	1	Opp	158					23M81200	20MK8818	Cable	210	40
		TG8S-S6013-C1BH	1	Opp	180					23M81200	20MK8818	Cable	210	40
		TG8S-S6015-C1BH	1	Opp	203					23M81200	20MK8818	Cable	195	37
		TG8S-S6018-C1BH	1	Opp	241					23M81200	20MK8818	Cable	175	33
SH SERIES		SH8S-S6007-E1BX		Opp	97					23M81125	20MK8818	Elec/Air	400	76
CLUTCH SHIFT		CS8S-S6007-E1BX		Opp	97					23M81125	20MK8818	Power	300	57
1 FWD. 1 REV.		RL8S-S6005-L3BX	2	Opp	77		77			23M81005+23M80165	20MK8818	Lever	200	38
ADAPTER TO CHANGE ROTATION			No Adapter Available						REFER TO ADAPTER GEAR ASSEMBLIES IN INDEX					

8-BOLT TYPE		PTO MODEL NUMBER	FOOT NOTES	SHAFT ROTATION	ENGINE %			ADAPTER	SPACER	STUD KIT	SHIFT TYPE	INTERMITTENT RATING @ 1,000 RPM OF PTO	
					HI	LO	REV					TORQUE	HP
SINGLE SPEED MULTI GEAR													
1 FWD. 1 REV.													

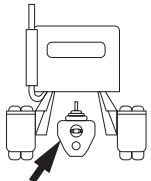



IMPORTANT: FOOTNOTES MAY AFFECT PTO SELECTION


FOOTNOTES:

- 1 TG Series Input Gear: #03T34286 — Refer to kit program on pages 10 & 11.
- 2 Do not use for continuous duty applications.

CAUTION: MAXIMUM OUTPUT SHAFT SPEED NOT TO EXCEED 2,500 RPM.

TREMEC TRANSMISSION (SPICER)								LEFT SIDE ONLY (RIGHT SIDE TURN PAGE)				
		CM-6253A (301086, 301259)						SAE 6-BOLT OPENING				
								PTO DRIVE GEAR DATA: 44T 6P 17.5°PA 26°10'37" R.H. LOCATION: Front PLMF: .437 PLV: 1426 FPM RPM: 667				
6-BOLT TYPE	PTO MODEL NUMBER	FOOT NOTES	SHAFT ROTATION	ENGINE %			ADAPTER	SPACER	STUD KIT	SHIFT TYPE	INTERMITTENT RATING @ 1,000 RPM OF PTO	
				HI	LO	REV					TORQUE	HP
SINGLE GEAR												
SINGLE SPEED MULTI GEAR	TG6S-S6004-C3BX	1	Opp	50				23M60550+23M60093S	20MK6607	Cable	285	54
	TG6S-S6005-C3BX	1	Opp	66				23M60550+23M60093S	20MK6607	Cable	270	51
	TG6S-S6006-C3BX	1	Opp	85				23M60550+23M60093S	20MK6607	Cable	245	47
	TG6S-S6007-C3BX	1	Opp	101				23M60550+23M60093S	20MK6607	Cable	230	44
	TG6S-S6008-C3BX	1	Opp	124				23M60550+23M60093S	20MK6607	Cable	230	44
	TG6S-S6009-C3BX	1	Opp	129				23M60550+23M60093S	20MK6607	Cable	205	39
	TG6S-S6012-C3BH	1	Opp	158				23M60550+23M60093S	20MK6607	Cable	210	40
	TG6S-S6013-C3BH	1	Opp	180				23M60550+23M60093S	20MK6607	Cable	210	40
	TG6S-S6015-C3BH	1	Opp	203				23M60550+23M60093S	20MK6607	Cable	195	37
	TG6S-S6018-C3BH	1	Opp	241				23M60550+23M60093S	20MK6607	Cable	175	33
SH SERIES	SH6S-S6007-E3BX		Opp	97				23M60550	20TK4436	Elec/Air	400	76
CLUTCH SHIFT	CS6S-S6007-E3BX		Opp	97				23M60550	20TK4436	Power	300	57
1 FWD. 1 REV.	RL6D-S6005-L3BX	2	Opp	77		77		23M60550+23M60240S	20MK6606	Lever	200	38
ADAPTER TO CHANGE ROTATION			No Adapter Available					REFER TO ADAPTER GEAR ASSEMBLIES IN INDEX				

8-BOLT TYPE	PTO MODEL NUMBER	FOOT NOTES	SHAFT ROTATION	ENGINE %			ADAPTER	SPACER	STUD KIT	SHIFT TYPE	INTERMITTENT RATING @ 1,000 RPM OF PTO	
				HI	LO	REV					TORQUE	HP
SINGLE SPEED MULTI GEAR												
1 FWD. 1 REV.												



IMPORTANT: FOOTNOTES MAY AFFECT PTO SELECTION

FOOTNOTES:

- 1 TG Series Input Gear: #03T34286 — Refer to kit program on pages 10 & 11.
- 2 Do not use for continuous duty applications.