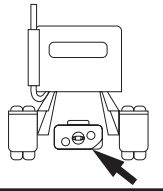




CAUTION: MAXIMUM OUTPUT SHAFT SPEED NOT TO EXCEED 2,500 RPM.

TREMEC TRANSMISSION (SPICER)								RIGHT SIDE ONLY (BOTTOM OPENING TURN PAGE)				
	AMO1000-4C/4D, APO1000-4C/4D, ATO1000-4C/4D, ATO1750-4C/4D, APO1750-4C/4D, 1241C (300977, 301145, 301151), 1241CT, 1241D (300978, 301146, 301152), 1241DT, P1241C (301053), P1241D (301054) Footnote (2)							SAE 6-BOLT OPENING				
								PTO DRIVE GEAR DATA:				
								39T 5P 20°PA Spur LOCATION: Rear PLV: 1804 FPM	PLMF: .946 RPM: 884			
6-BOLT TYPE	PTO MODEL NUMBER	FOOT NOTES	SHAFT ROTATION	ENGINE %			ADAPTER	SPACER	STUD KIT	SHIFT TYPE	INTERMITTENT RATING @ 1,000 RPM OF PTO	
				HI	LO	REV					TORQUE	HP
SINGLE GEAR												
SINGLE SPEED MULTI GEAR	TG6S-U5704-C2BX	1, 2	Opp	62				23M60125S	20MK6603	Cable	285	54
	TG6S-U5705-C2BX	1, 2	Opp	81				23M60125S	20MK6603	Cable	270	51
	TG6S-U5706-C2BX	1, 2	Opp	105				23M60125S	20MK6603	Cable	245	47
	TG6S-U5707-C2BX	1, 2	Opp	125				23M60125S	20MK6603	Cable	230	44
	TG6S-U5708-C2BX	1, 2	Opp	152				23M60125S	20MK6603	Cable	230	44
	TG6S-U5709-C2BX	1, 2	Opp	159				23M60125S	20MK6603	Cable	205	39
	TG6S-U5712-C2BH	1, 2	Opp	195				23M60125S	20MK6603	Cable	210	40
	TG6S-U5713-C2BH	1, 2	Opp	222				23M60125S	20MK6603	Cable	210	40
	TG6S-U5715-C2BH	1, 2	Opp	251				23M60125S	20MK6603	Cable	195	37
	TG6S-U5718-C2BH	1, 2	Opp	297				23M60125S	20MK6603	Cable	175	33
SH SERIES												
CLUTCH SHIFT												
1 FWD. 1 REV.	RL6D-U5705-L2BX	2, 3, 4	Opp	95		95		23M60300	20MK6602	Lever	200	38
ADAPTER TO CHANGE ROTATION			No Adapter Available					REFER TO ADAPTER GEAR ASSEMBLIES IN INDEX				

8-BOLT TYPE	PTO MODEL NUMBER	FOOT NOTES	SHAFT ROTATION	ENGINE %			ADAPTER	SPACER	STUD KIT	SHIFT TYPE	INTERMITTENT RATING @ 1,000 RPM OF PTO	
				HI	LO	REV					TORQUE	HP
SINGLE SPEED MULTI GEAR												
1 FWD. 1 REV.												

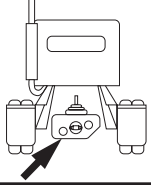



IMPORTANT: FOOTNOTES MAY AFFECT PTO SELECTION


FOOTNOTES:

- 1 TG Series Input Gear: #03T34451 — Refer to kit program on pages 10 & 11.
- 2 Speeds shown are with main transmission in direct drive.
- 3 RL6D-U5703 Series with combined reduction gear box is not available in "2" assembly.
- 4 Do not use for continuous duty applications.

CAUTION: MAXIMUM OUTPUT SHAFT SPEED NOT TO EXCEED 2,500 RPM.

TREMEC TRANSMISSION (SPICER)								BOTTOM OPENING ONLY (RIGHT SIDE TURN PAGE)				
	AMO1000-4C/4D, APO1000-4C/4D, ATO1000-4C/4D, ATO1750-4C/4D, APO1750-4C/4D, 1241C (300977, 301145, 301151), 1241CT, 1241D (300978, 301146, 301152), 1241DT, P1241C (301053), P1241D (301054) Footnote (2)							SAE 8-BOLT OPENING				
								PTO DRIVE GEAR DATA:				
6-BOLT TYPE	PTO MODEL NUMBER	FOOT NOTES	SHAFT ROTATION	ENGINE %			ADAPTER	SPACER	STUD KIT	SHIFT TYPE	INTERMITTENT RATING @ 1,000 RPM OF PTO	
				HI	LO	REV					TORQUE	HP
SINGLE GEAR												
SINGLE SPEED MULTI GEAR	TG8S-U5704-C2BX	1, 2	Opp	62				(2) 23M80062	20MK8808	Cable	285	54
	TG8S-U5705-C2BX	1, 2	Opp	81				(2) 23M80062	20MK8808	Cable	270	51
	TG8S-U5706-C2BX	1, 2	Opp	105				(2) 23M80062	20MK8808	Cable	245	47
	TG8S-U5707-C2BX	1, 2	Opp	125				(2) 23M80062	20MK8808	Cable	230	44
	TG8S-U5708-C2BX	1, 2	Opp	152				(2) 23M80062	20MK8808	Cable	230	44
	TG8S-U5709-C2BX	1, 2	Opp	159				(2) 23M80062	20MK8808	Cable	205	39
	TG8S-U5712-C2BH	1, 2	Opp	195				(2) 23M80062	20MK8808	Cable	210	40
	TG8S-U5713-C2BH	1, 2	Opp	222				(2) 23M80062	20MK8808	Cable	210	40
	TG8S-U5715-C2BH	1, 2	Opp	251				(2) 23M80062	20MK8808	Cable	195	37
	TG8S-U5718-C2BH	1, 2	Opp	297				(2) 23M80062	20MK8808	Cable	175	33
SH SERIES												
CLUTCH SHIFT												
1 FWD. 1 REV.	RL8S-U5705-L2BX	2, 3, 4	Opp	95		95		(2) 23M80062	20MK8808	Lever	200	38
ADAPTER TO CHANGE ROTATION			No Adapter Available					REFER TO ADAPTER GEAR ASSEMBLIES IN INDEX				

8-BOLT TYPE	PTO MODEL NUMBER	FOOT NOTES	SHAFT ROTATION	ENGINE %			ADAPTER	SPACER	STUD KIT	SHIFT TYPE	INTERMITTENT RATING @ 1,000 RPM OF PTO	
				HI	LO	REV					TORQUE	HP
SINGLE SPEED MULTI GEAR	828S-U5713-L2CX	2,5	Opp	164				(2) 23M80062	20MK8817	Lever	375	71
1 FWD. 1 REV.												



IMPORTANT: FOOTNOTES MAY AFFECT PTO SELECTION

FOOTNOTES:

- 1 TG Series Input Gear: #03T34451 — Refer to kit program on pages 10 & 11.
- 2 Speeds shown are with main transmission in direct drive.
- 3 RL8S-U5703 Series with combined reduction gear box is not available in "2" assembly.
- 4 Do not use for continuous duty applications.
- 5 82 series ratio below 13 is no longer available.