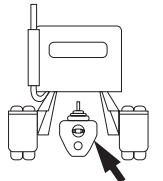




CAUTION: MAXIMUM OUTPUT SHAFT SPEED NOT TO EXCEED 2,500 RPM.

TREMEC TRANSMISSION (SPICER)						RIGHT SIDE ONLY (LEFT SIDE TURN PAGE)		
 ES60-5A (301460), ES60-5C (301461), ES60-5F (301482), ES62-5A, ES67-5A, CM-5052A (301068), CM-5052C (301080, 301249), CM-5510 (301315, 301371), CM-5552A (301309, 301366), CM-5552C (301311, 301368), CM-5952A (301360), CM-5952C (301362)						SAE 8-BOLT OPENING		
						PTO DRIVE GEAR DATA:		

6-BOLT TYPE	PTO MODEL NUMBER	FOOT NOTES	SHAFT ROTATION	ENGINE %			ADAPTER	SPACER	STUD KIT	SHIFT TYPE	INTERMITTENT RATING @ 1,000 RPM OF PTO	
				HI	LO	REV					TORQUE	HP
SINGLE GEAR												
SINGLE SPEED MULTI GEAR	TG8S-S7006-C1BX	1, 2	Opp	51				23M80295+23M80062	20MK8815	Cable	245	47
	TG8S-S7007-C1BX	1, 2	Opp	61				23M80295+23M80062	20MK8815	Cable	230	44
	TG8S-S7008-C1BX	1, 2	Opp	74				23M80295+23M80062	20MK8815	Cable	230	44
	TG8S-S7009-C1BX	1, 2	Opp	77				23M80295+23M80062	20MK8815	Cable	205	39
	TG8S-S7012-C1BH	1, 2	Opp	95				23M80295+23M80062	20MK8815	Cable	210	40
	TG8S-S7013-C1BH	1, 2	Opp	108				23M80295+23M80062	20MK8815	Cable	210	40
	TG8S-S7015-C1BH	1, 2	Opp	121				23M80295+23M80062	20MK8815	Cable	195	37
	TG8S-S7018-C1BH	1, 2	Opp	144				23M80295+23M80062	20MK8815	Cable	175	33
SH SERIES	SH8S-S7009-E1BX		Opp	72				23M80248+23M80062	20MK8815	Elec/Air	375	71
CLUTCH SHIFT	CS8S-S7009-E1BX		Opp	72				23M80248+23M80062	20MK8815	Power	275	52
1 FWD. 1 REV.												

ADAPTER TO CHANGE ROTATION No Adapter Available REFER TO ADAPTER GEAR ASSEMBLIES IN INDEX

8-BOLT TYPE	PTO MODEL NUMBER	FOOT NOTES	SHAFT ROTATION	ENGINE %			ADAPTER	SPACER	STUD KIT	SHIFT TYPE	INTERMITTENT RATING @ 1,000 RPM OF PTO	
				HI	LO	REV					TORQUE	HP
SINGLE SPEED MULTI GEAR	828S-S7008-L1CX		Opp	43				23M80248+23M80062	20MK8817	Lever	450	85
	828S-S7010-L1CX		Opp	57				23M80248+23M80062	20MK8817	Lever	410	78
	828S-S7013-L1CX		Opp	77				23M80248+23M80062	20MK8817	Lever	375	71
1 FWD. 1 REV.												

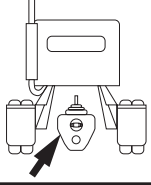



EX: TG 6S - U68 07 - C 1 B X **IMPORTANT: FOOTNOTES MAY AFFECT PTO SELECTION**

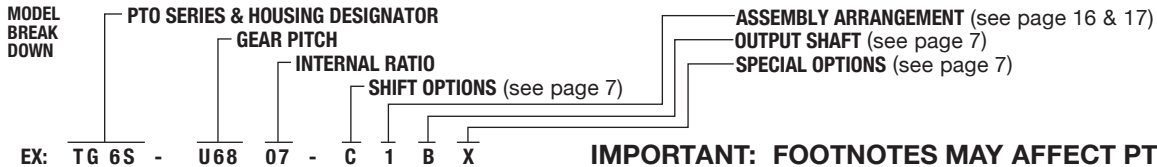
FOOTNOTES:

- 1 For Mack Midliner applications use assembly arrangement #3.
- 2 TG Series Input Gear: #03T34287 — Refer to kit program on pages 10 & 11.

CAUTION: MAXIMUM OUTPUT SHAFT SPEED NOT TO EXCEED 2,500 RPM.

TREMEC TRANSMISSION (SPICER)								LEFT SIDE ONLY (RIGHT SIDE TURN PAGE)				
 ES60-5A (301460), ES60-5C (301461), ES60-5F (301482), ES62-5A, ES67-5A, CM-5052A (301068), CM-5052C (301080, 301249), CM-5510 (301315, 301371), CM-5552A (301309, 301366), CM-5552C (301311, 301368), CM-5952A (301360), CM-5952C (301362)								SAE 6-BOLT OPENING				
6-BOLT TYPE	PTO MODEL NUMBER	FOOT NOTES	SHAFT ROTATION	ENGINE %			ADAPTER	SPACER	STUD KIT	SHIFT TYPE	INTERMITTENT RATING @ 1,000 RPM OF PTO	
				HI	LO	REV					TORQUE	HP
SINGLE GEAR												
SINGLE SPEED MULTI GEAR	TG6S-S7006-C3BX	1	Opp	51				23M60350	20MK6604	Cable	245	47
	TG6S-S7007-C3BX	1	Opp	61				23M60350	20MK6604	Cable	230	44
	TG6S-S7008-C3BX	1	Opp	74				23M60350	20MK6604	Cable	230	44
	TG6S-S7009-C3BX	1	Opp	77				23M60350	20MK6604	Cable	205	39
	TG6S-S7012-C3BH	1	Opp	95				23M60350	20MK6604	Cable	210	40
	TG6S-S7013-C3BH	1	Opp	108				23M60350	20MK6604	Cable	210	40
	TG6S-S7015-C3BH	1	Opp	121				23M60350	20MK6604	Cable	195	37
	TG6S-S7018-C3BH	1	Opp	144				23M60350	20MK6604	Cable	175	33
SH SERIES	SH6S-S7009-E3BX		Opp	72				23M60350	20TK4434	Elec/Air	375	71
CLUTCH SHIFT	CS6S-S7009-E3BX		Opp	72				23M60350	20TK4434	Power	275	52
1 FWD. 1 REV.												
ADAPTER TO CHANGE ROTATION			No Adapter Available				REFER TO ADAPTER GEAR ASSEMBLIES IN INDEX					

8-BOLT TYPE	PTO MODEL NUMBER	FOOT NOTES	SHAFT ROTATION	ENGINE %			ADAPTER	SPACER	STUD KIT	SHIFT TYPE	INTERMITTENT RATING @ 1,000 RPM OF PTO	
				HI	LO	REV					TORQUE	HP
SINGLE SPEED MULTI GEAR												
1 FWD. 1 REV.												



IMPORTANT: FOOTNOTES MAY AFFECT PTO SELECTION

FOOTNOTES:

1 TG Series Input Gear: #03T34287 – Refer to kit program on pages 10 & 11.