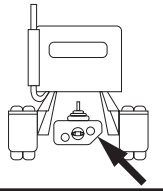




CAUTION: MAXIMUM OUTPUT SHAFT SPEED NOT TO EXCEED 2,500 RPM.

TREMEC TRANSMISSION (SPICER)								RIGHT SIDE ONLY (BOTTOM OPENING TURN PAGE)				
		PS97-7A (301446), 9072A (301321)						SAE 6-BOLT OPENING				
								PTO DRIVE GEAR DATA: 50T 6P 20°PA Spur LOCATION: Front PLMF: .910 PLV: 1309 FPM RPM: 424				
6-BOLT TYPE	PTO MODEL NUMBER	FOOT NOTES	SHAFT ROTATION	ENGINE %			ADAPTER	SPACER	STUD KIT	SHIFT TYPE	INTERMITTENT RATING @ 1,000 RPM OF PTO	
				HI	LO	REV					TORQUE	HP
SINGLE GEAR												
SINGLE SPEED MULTI GEAR	TG6S-X6805-C1BX	1, 4	Opp	42				23M60187S	20MK6603	Cable	270	51
	TG6S-X6806-C1BX	1, 4	Opp	54				23M60187S	20MK6603	Cable	245	47
	TG6S-X6807-C1BX	1, 4	Opp	64				23M60187S	20MK6603	Cable	230	44
	TG6S-X6808-C1BX	1, 4	Opp	79				23M60187S	20MK6603	Cable	230	44
	TG6S-X6809-C1BX	1, 4	Opp	82				23M60187S	20MK6603	Cable	205	39
	TG6S-X6812-C1BH	1, 4	Opp	101				23M60187S	20MK6603	Cable	210	40
	TG6S-X6813-C1BH	1, 4	Opp	115				23M60187S	20MK6603	Cable	210	40
	TG6S-X6815-C1BH	1, 4	Opp	129				23M60187S	20MK6603	Cable	195	37
	TG6S-X6818-C1BH	1, 4	Opp	153				23M60187S	20MK6603	Cable	175	33
SH SERIES	SH6S-U6005-E1BX		Opp	41				23M60165S	20TK4433	Elec/Air	400	76
	SH6S-U6807-E1BX	4	Opp	61				23M60165S	20TK4433	Elec/Air	400	76
	SH6S-U6809-E1BX	4	Opp	76				23M60165S	20TK4433	Elec/Air	375	71
	SH6S-U6812-E1BX	4	Opp	101				23M60165S	20TK4433	Elec/Air	325	62
CLUTCH SHIFT	CS6S-U6005-E1BX		Opp	41				23M60165S	20TK4433	Power	300	57
	CS6S-U6807-E1BX	4	Opp	61				23M60165S	20TK4433	Power	300	57
	CS6S-U6809-E1BX	4	Opp	76				23M60165S	20TK4433	Power	275	52
	CS6S-U6812-E1BX	4	Opp	101				23M60165S	20TK4433	Power	275	52
1 FWD. 1 REV.	RL6D-U6805-L3BX	3	Opp	48		48		23M60350	20MK6604	Lever	200	38
ADAPTER TO CHANGE ROTATION		2, 3	40TU6810-1 + 23M60165S + 20MK6603					REFER TO ADAPTER GEAR ASSEMBLIES IN INDEX				

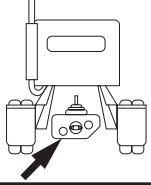

8-BOLT TYPE	PTO MODEL NUMBER	FOOT NOTES	SHAFT ROTATION	ENGINE %			ADAPTER	SPACER	STUD KIT	SHIFT TYPE	INTERMITTENT RATING @ 1,000 RPM OF PTO	
				HI	LO	REV					TORQUE	HP
SINGLE SPEED MULTI GEAR												
1 FWD. 1 REV.												




IMPORTANT: FOOTNOTES MAY AFFECT PTO SELECTION

- FOOTNOTES:**
- 1 TG Series Input Gear: #03T96773 — Refer to kit program on pages 10 & 11.
 - 2 Change TG Series to TG6S-U68 input gear. Use standard stud kit and no spacer on PTO side. RG or RL requires 23M60200S + 20MK6603 on PTO side of adapter.
 - 3 Do not use for continuous duty applications.
 - 4 Optional: X68 & U68 input gear can be replaced by S68 input gear to obtain output speed 92% of speed shown. Add spacer 23M60200S and change stud kit to 20MK6605.

CAUTION: MAXIMUM OUTPUT SHAFT SPEED NOT TO EXCEED 2,500 RPM.

TREMEC TRANSMISSION (SPICER)								BOTTOM OPENING ONLY (RIGHT SIDE TURN PAGE)				
		PS97-7A (301446), 9072A (301321)						SAE 8-BOLT OPENING				
								PTO DRIVE GEAR DATA: 50T 6P 20°PA Spur LOCATION: Front PLV: 1309 FPM				PLMF: .755 RPM: 424
6-BOLT TYPE	PTO MODEL NUMBER	FOOT NOTES	SHAFT ROTATION	ENGINE %			ADAPTER	SPACER	STUD KIT	SHIFT TYPE	INTERMITTENT RATING @ 1,000 RPM OF PTO	
				HI	LO	REV					TORQUE	HP
SINGLE GEAR												
SINGLE SPEED MULTI GEAR	TG8S-X6805-C1BX	1, 3	Opp	42				23M80062	Included	Cable	270	51
	TG8S-X6806-C1BX	1, 3	Opp	54				23M80062	Included	Cable	245	47
	TG8S-X6807-C1BX	1, 3	Opp	64				23M80062	Included	Cable	230	44
	TG8S-X6808-C1BX	1, 3	Opp	79				23M80062	Included	Cable	230	44
	TG8S-X6809-C1BX	1, 3	Opp	82				23M80062	Included	Cable	205	39
	TG8S-X6812-C1BH	1, 3	Opp	101				23M80062	Included	Cable	210	40
	TG8S-X6813-C1BH	1, 3	Opp	115				23M80062	Included	Cable	210	40
	TG8S-X6815-C1BH	1, 3	Opp	129				23M80062	Included	Cable	195	37
	TG8S-X6818-C1BH	1, 3	Opp	153				23M80062	Included	Cable	175	33
SH SERIES	SH8S-U6005-E1BX		Opp	41				23M80062	Included	Elec/Air	400	76
	SH8S-U6807-E1BX	3	Opp	61				23M80062	Included	Elec/Air	400	76
	SH8S-U6809-E1BX	3	Opp	76				23M80062	Included	Elec/Air	375	71
	SH8S-U6812-E1BX	3	Opp	101				23M80062	Included	Elec/Air	325	62
	SH8S-U6813-E1BX	3	Opp	117				23M80062	Included	Elec/Air	325	62
CLUTCH SHIFT	CS8S-U6005-E1BX		Opp	41				23M80062	Included	Power	300	57
	CS8S-U6807-E1BX	3	Opp	61				23M80062	Included	Power	300	57
	CS8S-U6809-E1BX	3	Opp	76				23M80062	Included	Power	275	52
	CS8S-U6812-E1BX	3	Opp	101				23M80062	Included	Power	275	52
1 FWD. 1 REV.	RL8S-U6805-L3BX	4	Opp	48		48		23M80062	Included	Lever	200	38
ADAPTER TO CHANGE ROTATION		2	40TU6886-1 + 23M80500 + 23M80062 + 20MK8817					REFER TO ADAPTER GEAR ASSEMBLIES IN INDEX				

8-BOLT TYPE	PTO MODEL NUMBER	FOOT NOTES	SHAFT ROTATION	ENGINE %			ADAPTER	SPACER	STUD KIT	SHIFT TYPE	INTERMITTENT RATING @ 1,000 RPM OF PTO	
				HI	LO	REV					TORQUE	HP
SINGLE SPEED MULTI GEAR	828S-U6808-L1CX		Opp	47				23M80062	Included	Lever	450	85
	828S-U6809-L1CX		Opp	57				23M80062	Included	Lever	410	78
	828S-U6810-L1CX		Opp	62				23M80062	Included	Lever	410	78
	828S-U6812-L1CX		Opp	71				23M80062	Included	Lever	375	71
	828S-U6813-L1CX		Opp	83				23M80062	Included	Lever	375	71
	828S-U6815-L1CX		Opp	90				23M80190	20MK8817	Lever	350	67
	828S-U6819-L1CX		Opp	112				23M80295	20MK8817	Lever	300	57
	1 FWD. 1 REV.											



IMPORTANT: FOOTNOTES MAY AFFECT PTO SELECTION

FOOTNOTES:

- 1 TG Series Input Gear: #03T96773 — Refer to kit program on pages 10 & 11.
- 2 Change TG Series, CS Series, SH Series and RL Series to 6-bolt PTO housing and TG to U68 input gear (TG6S, CS6S, SH6S and RL6D respectively). Add 23M60200S + 20MK6603 for RL Series on PTO side of adapter.
- 3 Optional: X68 & U68 input gear can be replaced by S68 input gear to obtain output speed 92% of speed shown. Add spacer 23M80190 and change stud kit to 20MK8815.
- 4 Do not use for continuous duty applications.