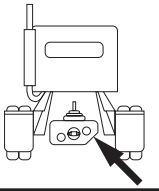




CAUTION: MAXIMUM OUTPUT SHAFT SPEED NOT TO EXCEED 2,500 RPM.

TREMEC TRANSMISSION (SPICER)							RIGHT SIDE ONLY (BOTTOM OPENING TURN PAGE)					
 LLASO125-10S, LLASO140-10S, LLASO150-10S, LLPSO100-10S, LLPSO125-10S, LLPSO140-10S, LLPSO150-10S, LLPSO165-10S, LPSO10-VPD, LPSO100-10S, LPSO125-10S, LPSO140-10S, LPSO1550-10S, LPSO165-10S, PSO10-VPD, PSO100-10S, PSO125-10S, PSO140-10S, PSO150-9S, PSO150-10S, PSO160-10S, PPSO165-10S							SAE 6-BOLT OPENING					PTO DRIVE GEAR DATA:
6-BOLT TYPE	PTO MODEL NUMBER	FOOT NOTES	SHAFT ROTATION	ENGINE %			ADAPTER	SPACER	STUD KIT	SHIFT TYPE	INTERMITTENT RATING @ 1,000 RPM OF PTO	
				HI	LO	REV					TORQUE	HP
SINGLE GEAR												
SINGLE SPEED MULTI GEAR	TG6S-X6804-C2BX	1, 4	Opp	57				23M60032S	Included	Cable	285	54
	TG6S-X6805-C2BX	1, 4	Opp	77				23M60032S	Included	Cable	270	51
	TG6S-X6806-C2BX	1, 4	Opp	97				23M60032S	Included	Cable	245	47
	TG6S-X6807-C2BX	1, 4	Opp	115				23M60032S	Included	Cable	230	44
	TG6S-X6808-C2BX	1, 4	Opp	141				23M60032S	Included	Cable	230	44
	TG6S-X6809-C2BX	1, 4	Opp	147				23M60032S	Included	Cable	205	39
	TG6S-X6812-C2BH	1, 4	Opp	181				23M60032S	Included	Cable	210	40
	TG6S-X6813-C2BH	1, 4	Opp	206				23M60032S	Included	Cable	210	40
	TG6S-X6815-C2BH	1, 4	Opp	232				23M60032S	Included	Cable	195	37
	TG6S-X6818-C2BH	1, 4	Opp	274				23M60032S	Included	Cable	175	33
SH SERIES												
CLUTCH SHIFT												
1 FWD. 1 REV.	RL6D-U6805-L2BX	2, 5	Opp	84		84	40TU6810-2	23M60200S+23M60032S	20MK6603	Lever	200	38
ADAPTER TO CHANGE ROTATION		3	See Footnote 3				REFER TO ADAPTER GEAR ASSEMBLIES IN INDEX					

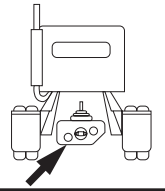

8-BOLT TYPE	PTO MODEL NUMBER	FOOT NOTES	SHAFT ROTATION	ENGINE %			ADAPTER	SPACER	STUD KIT	SHIFT TYPE	INTERMITTENT RATING @ 1,000 RPM OF PTO	
				HI	LO	REV					TORQUE	HP
SINGLE SPEED MULTI GEAR												
1 FWD. 1 REV.												




IMPORTANT: FOOTNOTES MAY AFFECT PTO SELECTION

- FOOTNOTES:**
- 1 TG Series Input Gear: #03T96773 — Refer to kit program on pages 10 & 11.
 - 2 RL6D-U6803 with combined reduction gear box is not available in the "2" assembly.
 - 3 Use 40TU6855-2 or 40TU6800 +23M62000 + 20MK6631 and change the input gear to U68.
 - 4 Optional: X68 input gear can be replaced by S68 input gear to obtain output speed 92% of speed shown. Add spacer 23M60200S and stud kit 20MK6603.
 - 5 Do not use for continuous duty applications.

CAUTION: MAXIMUM OUTPUT SHAFT SPEED NOT TO EXCEED 2,500 RPM.

TREMEC TRANSMISSION (SPICER)								BOTTOM OPENING ONLY (RIGHT SIDE TURN PAGE)				
	LLASO125-10S, LLASO140-10S, LLASO150-10S, LLPSO100-10S, LLPSO125-10S, LLPSO140-10S, LLPSO150-10S, LLPSO165-10S, LPSO10-VPD, LPSO100-10S, LPSO125-10S, LPSO140-10S, LPSO1550-10S, LPSO165-10S, PSO10-VPD, PSO100-10S, PSO125-10S, PSO140-10S, PSO150-9S, PSO150-10S, PSO160-10S, PPSO165-10S							SAE 8-BOLT OPENING				
								PTO DRIVE GEAR DATA:				
								45T 6P 20°PA Spur				
								LOCATION: Front			PLMF: .731/1.00	
								PLV: 1669 FPM			RPM: 850	
6-BOLT TYPE	PTO MODEL NUMBER	FOOT NOTES	SHAFT ROTATION	ENGINE %			ADAPTER	SPACER	STUD KIT	SHIFT TYPE	INTERMITTENT RATING @ 1,000 RPM OF PTO	
				HI	LO	REV					TORQUE	HP
SINGLE GEAR												
SINGLE SPEED MULTI GEAR	TG8S-X6804-C3BX	1, 5	Opp	57				23M80032	Included	Cable	285	54
	TG8S-X6805-C3BX	1, 5	Opp	77				23M80032	Included	Cable	270	51
	TG8S-X6806-C3BX	1, 5	Opp	97				23M80032	Included	Cable	245	47
	TG8S-X6807-C3BX	1, 5	Opp	115				23M80032	Included	Cable	230	44
	TG8S-X6808-C3BX	1, 5	Opp	141				23M80032	Included	Cable	230	44
	TG8S-X6809-C3BX	1, 5	Opp	147				23M80032	Included	Cable	205	39
	TG8S-X6812-C3BH	1, 5	Opp	181				23M80032	Included	Cable	210	40
	TG8S-X6813-C3BH	1, 5	Opp	206				23M80032	Included	Cable	210	40
	TG8S-X6815-C3BH	1, 5	Opp	232				23M80032	Included	Cable	195	37
	TG8S-X6818-C3BH	1, 5	Opp	274				23M80032	Included	Cable	175	33
SH SERIES	SH8S-U6005-E3BX		Opp	75					Included	Elec/Air	400	76
	SH8S-U6807-E3BX	5	Opp	111					Included	Elec/Air	400	76
	SH8S-U6809-E3BX	5	Opp	138					Included	Elec/Air	375	71
	SH8S-U6812-E3BX	5	Opp	183					Included	Elec/Air	325	62
	SH8S-U6813-E3BX	5	Opp	212					Included	Elec/Air	325	62
CLUTCH SHIFT	CS8S-U6005-E3BX		Opp	75					Included	Power	300	57
	CS8S-U6806-E3BX		Opp	89					Included	Power	300	57
	CS8S-U6807-E3BX	5	Opp	111					Included	Power	300	57
	CS8S-U6809-E3BX	5	Opp	138					Included	Power	275	52
	CS8S-U6812-E3BX	5	Opp	183					Included	Power	275	52
1 FWD. 1 REV.	RL8S-U6803-L3BX RL8S-U6805-L3BX	2, 6 6	Opp Opp	41 84		41 84		23M80032 23M80032	Included Included	Lever Lever	200 200	38 38
ADAPTER TO CHANGE ROTATION		3	40TU6886-1 + 23M80500 + 23M80062 + 20MK8817					REFER TO ADAPTER GEAR ASSEMBLIES IN INDEX				

8-BOLT TYPE	PTO MODEL NUMBER	FOOT NOTES	SHAFT ROTATION	ENGINE %			ADAPTER	SPACER	STUD KIT	SHIFT TYPE	INTERMITTENT RATING @ 1,000 RPM OF PTO	
				HI	LO	REV					TORQUE	HP
SINGLE SPEED MULTI GEAR	828S-U6805-L3CX		Opp	55					Included	Lever	500	95
	828S-U6808-L3CX		Opp	84					Included	Lever	450	85
	828S-U6809-L3CX		Opp	104					Included	Lever	410	78
	828S-U6810-L3CX		Opp	112					Included	Lever	410	78
	828S-U6812-L3CX		Opp	129					Included	Lever	375	71
	828S-U6813-L3CX		Opp	150					Included	Lever	375	71
	828S-U6815-L3CX		Opp	163				(2) 23M80062	Included	Lever	350	67
	828S-U6819-L3CX		Opp	202				23M80248	20MK8817	Lever	300	57
1 FWD. 1 REV.												



IMPORTANT: FOOTNOTES MAY AFFECT PTO SELECTION

FOOTNOTES:

- 1 TG Series Input Gear: #03T96773 — Refer to kit program on pages 10 & 11.
- 2 RL Series with combined reduction gear box.
- 3 Change TG Series, CS Series, SH Series and RL Series to 6-bolt PTO housing and TG to U68 (TG6S, CS6S, SH6S, and RL6D respectively). Add 23M60200S + 20MK6603 for RL Series on PTO side of adapter.
- 4 83 Series PTOs interfere with spring hanger on vehicles with set back front axles.
- 5 Optional: X68 & U68 input gear can be replaced by S68 input gear to obtain output speed 92% of speed shown. Add spacer 23M80190 and stud kit 20MK8808.
- 6 Do not use for continuous duty applications.