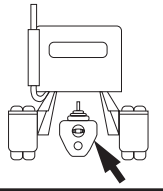




CAUTION: MAXIMUM OUTPUT SHAFT SPEED NOT TO EXCEED 2,500 RPM.

TREMEC TRANSMISSION (SPICER)								RIGHT SIDE ONLY (LEFT SIDE TURN PAGE)				
		ESO67-7B, ESO77-7B						SAE 6-BOLT OPENING				
								PTO DRIVE GEAR DATA:				
								34T 7.00P 22.5°PA 19° R.H. LOCATION: Front PLMF: 1.411 PLV: 880 FPM RPM: 658				
6-BOLT TYPE	PTO MODEL NUMBER	FOOT NOTES	SHAFT ROTATION	ENGINE %			ADAPTER	SPACER	STUD KIT	SHIFT TYPE	INTERMITTENT RATING @ 1,000 RPM OF PTO	
				HI	LO	REV					TORQUE	HP
SINGLE GEAR												
SINGLE SPEED MULTI GEAR	TG6N-S7307-C1BX	1, 2, 3, 4	Opp	58					Included	Cable	230	44
	TG6N-S7308-C1BX	1, 2, 3, 4	Opp	71					Included	Cable	230	44
	TG6N-S7309-C1BX	1, 2, 3, 4	Opp	74					Included	Cable	205	39
	TG6N-S7312-C1BH	1, 2, 3, 4	Opp	90					Included	Cable	210	40
	TG6N-S7313-C1BH	1, 2, 3, 4	Opp	107					Included	Cable	210	40
	TG6N-S7315-C1BH	1, 2, 3, 4	Opp	116					Included	Cable	195	37
	TG6N-S7318-C1BH	1, 2, 3, 4	Opp	137					Included	Cable	175	33
SH SERIES												
CLUTCH SHIFT	CS6N-S7307-E1BX	3, 4	Opp	56					Included	Power	300	57
	CS6N-S7309-E1BX	3, 4	Opp	69					Included	Power	275	52
	CS6N-S7312-E1BX	3, 4	Opp	92					Included	Power	275	52
1 FWD. 1 REV.												
ADAPTER TO CHANGE ROTATION		5	40TS7368				REFER TO ADAPTER GEAR ASSEMBLIES IN INDEX					

8-BOLT TYPE	PTO MODEL NUMBER	FOOT NOTES	SHAFT ROTATION	ENGINE %			ADAPTER	SPACER	STUD KIT	SHIFT TYPE	INTERMITTENT RATING @ 1,000 RPM OF PTO	
				HI	LO	REV					TORQUE	HP
SINGLE SPEED MULTI GEAR												
1 FWD. 1 REV.												

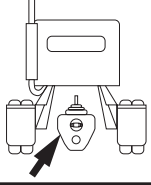



**IMPORTANT: FOOTNOTES MAY AFFECT PTO SELECTION**


**FOOTNOTES:**

- This PTO requires a special housing and is not available in standard kit form.
- TG Series Input Gear: #03T37918 — Refer to kit program on pages 10 & 11.
- Possible exhaust interference.
- Use "3" arrangement PTO for direct mount clearance.
- When using the 40TS7368 adapter, change PTO to a standard housing (TG6S or CS6) and to U68 input gear (TG #03T34284). Adapter requires 23M61000 + 23M60350 + 20MK6613 to mount to transmission (included with adapter). Multiply speed shown by 1.15.

CAUTION: MAXIMUM OUTPUT SHAFT SPEED NOT TO EXCEED 2,500 RPM.

TREMEC TRANSMISSION (SPICER)								LEFT SIDE ONLY (RIGHT SIDE TURN PAGE)				
 <b>ESO67-7B, ESO77-7B</b>								SAE 6-BOLT OPENING				
								PTO DRIVE GEAR DATA: 34T 7.00P 22.5°PA 19° R.H. LOCATION: Front PLMF: 1.411 PLV: 880 FPM RPM: 658				
6-BOLT TYPE	PTO MODEL NUMBER	FOOT NOTES	SHAFT ROTATION	ENGINE %			ADAPTER	SPACER	STUD KIT	SHIFT TYPE	INTERMITTENT RATING @ 1,000 RPM OF PTO	
				HI	LO	REV					TORQUE	HP
SINGLE GEAR												
SINGLE SPEED MULTI GEAR	TG6N-S7307-C3BX	1, 2, 3	Opp	58					Included	Cable	230	44
	TG6N-S7308-C3BX	1, 2, 3	Opp	71					Included	Cable	230	44
	TG6N-S7309-C3BX	1, 2, 3	Opp	74					Included	Cable	205	39
	TG6N-S7312-C3BH	1, 2, 3	Opp	90					Included	Cable	210	40
	TG6N-S7313-C3BH	1, 2, 3	Opp	107					Included	Cable	210	40
	TG6N-S7315-C3BH	1, 2, 3	Opp	116					Included	Cable	195	37
	TG6N-S7318-C3BH	1, 2, 3	Opp	137					Included	Cable	175	33
SH SERIES												
CLUTCH SHIFT	CS6N-S7307-E3BX	3	Opp	56					Included	Power	300	57
	CS6N-S7309-E3BX	3	Opp	69					Included	Power	275	52
	CS6N-S7312-E3BX	3	Opp	92					Included	Power	275	52
1 FWD. 1 REV.												
ADAPTER TO CHANGE ROTATION		4	40TS7368				REFER TO ADAPTER GEAR ASSEMBLIES IN INDEX					

8-BOLT TYPE	PTO MODEL NUMBER	FOOT NOTES	SHAFT ROTATION	ENGINE %			ADAPTER	SPACER	STUD KIT	SHIFT TYPE	INTERMITTENT RATING @ 1,000 RPM OF PTO	
				HI	LO	REV					TORQUE	HP
SINGLE SPEED MULTI GEAR												
1 FWD. 1 REV.												



**IMPORTANT: FOOTNOTES MAY AFFECT PTO SELECTION**

**FOOTNOTES:**

- 1 This PTO requires a special housing and is not available in standard kit form.
- 2 TG Series Input Gear: #03T37918 – Refer to kit program on pages 10 & 11.
- 3 Direct mount pump interferes with transmission flange at the rear of the PTO opening. Shaft high arrangement interferes with a bulge in the case. Direct mount PKS pumps w/“S” flange on PTO may be mounted towards the front of the vehicle or use adapter listed above, note change in rotation in either case.
- 4 When using the 40TS7368 adapter, change PTO to a standard housing (TG6S or CS6) and to U68 input gear (TG #03T34284). Adapter requires 23M61000 + 23M60350 + 20MK6615 to mount to transmission (included with adapter). Multiply speed shown by 1.15