
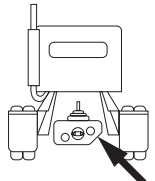


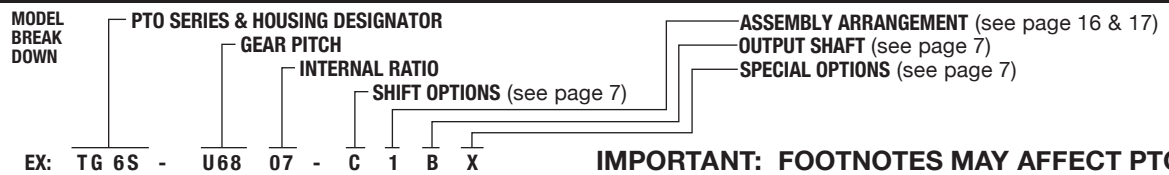
CAUTION: MAXIMUM OUTPUT SHAFT SPEED NOT TO EXCEED 2,500 RPM.

	<b>VOLVO TRANSMISSION</b>	<b>REAR ONLY</b>	
<b>R52</b> Footnote (1)		<b>METRIC 4-BOLT OPENING</b>	
		<b>PTO DRIVE GEAR DATA:</b> LOCATION: PLV:                      PLMF: RPM:	

6-BOLT TYPE	PTO MODEL NUMBER	FOOT NOTES	SHAFT ROTATION	ENGINE %			ADAPTER	SPACER	STUD KIT	SHIFT TYPE	INTERMITTENT RATING @ 1,000 RPM OF PTO	
				HI	LO	REV					TORQUE	HP
SINGLE GEAR												
SINGLE SPEED MULTI GEAR	RS4S-P82V4-A1CX	1, 2	Crnk	63					Included	Air	220	42
SH SERIES												
CLUTCH SHIFT												
1 FWD. 1 REV.												

ADAPTER TO CHANGE ROTATION                      No Adapter Available                      REFER TO ADAPTER GEAR ASSEMBLIES IN INDEX

8-BOLT TYPE	PTO MODEL NUMBER	FOOT NOTES	SHAFT ROTATION	ENGINE %			ADAPTER	SPACER	STUD KIT	SHIFT TYPE	INTERMITTENT RATING @ 1,000 RPM OF PTO	
				HI	LO	REV					TORQUE	HP
SINGLE SPEED MULTI GEAR												
1 FWD. 1 REV.												

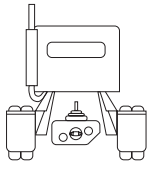



**IMPORTANT: FOOTNOTES MAY AFFECT PTO SELECTION**

**FOOTNOTES:**

- 1 Rear mounted PTO
- 2 Model shown with 1310 Series companion flange. SAE B pump mount available for pump systems weighing less than 30 lbs. See page 30 in General Information.

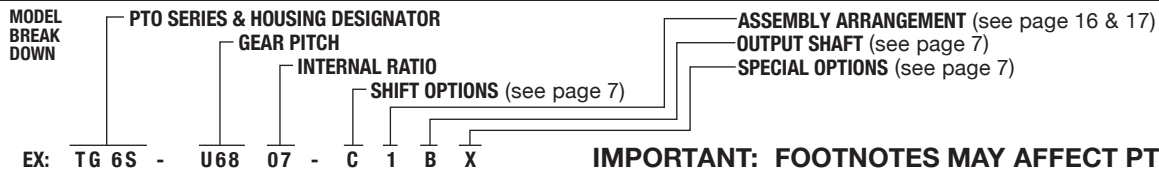
CAUTION: MAXIMUM OUTPUT SHAFT SPEED NOT TO EXCEED 2,500 RPM.

<b>VOLVO TRANSMISSION</b>										
		<b>R52</b>					<b>PTO DRIVE GEAR DATA:</b> LOCATION: PLMF: PLV: RPM:			

6-BOLT TYPE	PTO MODEL NUMBER	FOOT NOTES	SHAFT ROTATION	ENGINE %			ADAPTER	SPACER	STUD KIT	SHIFT TYPE	INTERMITTENT RATING @ 1,000 RPM OF PTO	
				HI	LO	REV					TORQUE	HP
SINGLE GEAR												
SINGLE SPEED MULTI GEAR	<b>NO PTO OPENING - SEE OTHER SIDE</b>											
SH SERIES												
CLUTCH SHIFT												
1 FWD. 1 REV.												

ADAPTER TO CHANGE ROTATION
No Adapter Available
REFER TO ADAPTER GEAR ASSEMBLIES IN INDEX

8-BOLT TYPE	PTO MODEL NUMBER	FOOT NOTES	SHAFT ROTATION	ENGINE %			ADAPTER	SPACER	STUD KIT	SHIFT TYPE	INTERMITTENT RATING @ 1,000 RPM OF PTO	
				HI	LO	REV					TORQUE	HP
SINGLE SPEED MULTI GEAR												
1 FWD. 1 REV.												



**IMPORTANT: FOOTNOTES MAY AFFECT PTO SELECTION**

**FOOTNOTES:**