
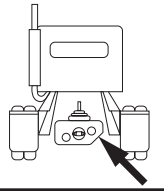
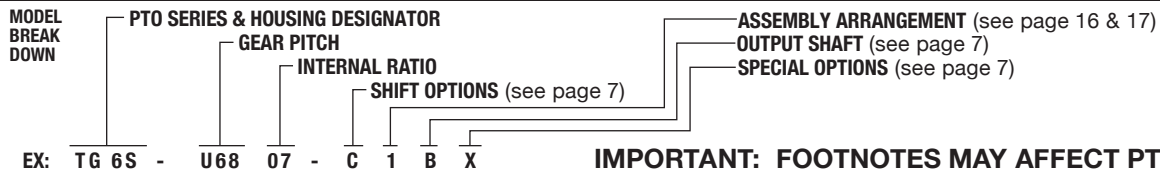


CAUTION: MAXIMUM OUTPUT SHAFT SPEED NOT TO EXCEED 2,500 RPM.

VOLVO TRANSMISSION								REAR ONLY				
		AT2612D, AT2512C, AT2812C, TMD12AD TMD13AD Footnote (1, 2, 3, 5)						METRIC 4-BOLT OPENING				
								PTO DRIVE GEAR DATA: LOCATION: PLV: PLMF: RPM:				
6-BOLT TYPE	PTO MODEL NUMBER	FOOT NOTES	SHAFT ROTATION	ENGINE %			ADAPTER	SPACER	STUD KIT	SHIFT TYPE	INTERMITTENT RATING @ 1,000 RPM OF PTO	
				HI	LO	REV					TORQUE	HP
SINGLE GEAR	RS4S-P81V8-P1CX	1, 2, 3, 6	Opp	71					199K8030000	Air	442	84
SINGLE SPEED MULTI GEAR	RS4S-P86VM-P1CX	1, 2, 3, 4	Crnk	94					199K8020000	Air	331	63
	RS4S-P86VN-P1CX	1, 2, 3, 4	Crnk	65					199K8020000	Air	368	70
	RS4S-P93VN-P1CX	1, 2, 3, 4, 7	Crnk	65					199K8020000	Air	368	70
SH SERIES												
CLUTCH SHIFT												
1 FWD. 1 REV.												
ADAPTER TO CHANGE ROTATION			No Adapter Available					REFER TO ADAPTER GEAR ASSEMBLIES IN INDEX				



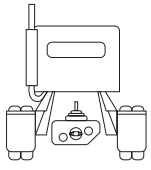

8-BOLT TYPE	PTO MODEL NUMBER	FOOT NOTES	SHAFT ROTATION	ENGINE %			ADAPTER	SPACER	STUD KIT	SHIFT TYPE	INTERMITTENT RATING @ 1,000 RPM OF PTO	
				HI	LO	REV					TORQUE	HP
SINGLE SPEED MULTI GEAR												
1 FWD. 1 REV.												



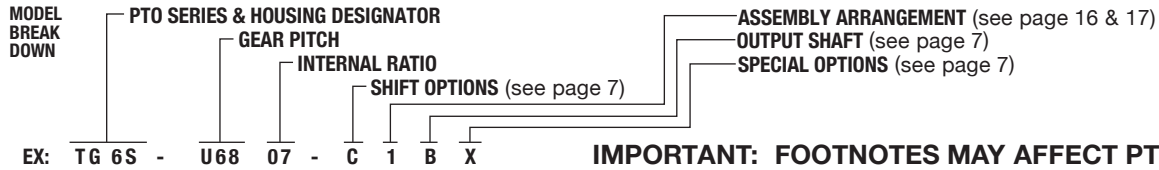
IMPORTANT: FOOTNOTES MAY AFFECT PTO SELECTION

- FOOTNOTES:**
- 1 Speed shown in Lo range. Multiply speed by 1.27 for Hi range.
 - 2 Rear mounted PTO, model shown with 1310 Series companion flange. Connection to Volvo system is required.
 - 3 For Volvo I-Shift or Mack M-Shift transmission, the chassis needs to be ordered with PTO prep package. PTO shift option "P" to use chassis supplied PTO activation. The vehicle ECU must be programmed by Dealer for PTO operation.
 - 4 For continuous duty applications add lube kit 195KLB37000.
 - 5 Direct mount pump limited to 25 lb. Max weight without support to transmission. See page 30 in General Information.
 - 6 P81 Series is a through shaft PTO and does not offset the output shaft. Direct mount pumps will interfere on P81. Use for driveline applications only.
 - 7 P93 Series PTO has two independently operated outputs in addition to the main input activation to Volvo transmission. Each output has the same speed and rotation as shown. Order activation kit for each separate output, 48TK3928. Add indicator switch 194KSP19000 for each output.

CAUTION: MAXIMUM OUTPUT SHAFT SPEED NOT TO EXCEED 2,500 RPM.

VOLVO TRANSMISSION													
		AT2612D, AT2512C, AT2812C, TMD12AD TMD13AD						PTO DRIVE GEAR DATA:					
								LOCATION: PLV:		PLMF: RPM:			
6-BOLT TYPE	PTO MODEL NUMBER	FOOT NOTES	SHAFT ROTATION	ENGINE %			ADAPTER	SPACER	STUD KIT	SHIFT TYPE	INTERMITTENT RATING @ 1,000 RPM OF PTO		
				HI	LO	REV					TORQUE	HP	
SINGLE GEAR													
NO PTO OPENING - SEE OTHER SIDE													
SINGLE SPEED MULTI GEAR													
SH SERIES													
CLUTCH SHIFT													
1 FWD. 1 REV.													
ADAPTER TO CHANGE ROTATION		No Adapter Available						REFER TO ADAPTER GEAR ASSEMBLIES IN INDEX					

8-BOLT TYPE	PTO MODEL NUMBER	FOOT NOTES	SHAFT ROTATION	ENGINE %			ADAPTER	SPACER	STUD KIT	SHIFT TYPE	INTERMITTENT RATING @ 1,000 RPM OF PTO	
				HI	LO	REV					TORQUE	HP
SINGLE SPEED MULTI GEAR												
1 FWD. 1 REV.												



IMPORTANT: FOOTNOTES MAY AFFECT PTO SELECTION

FOOTNOTES: