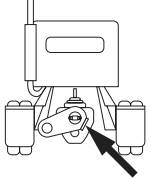

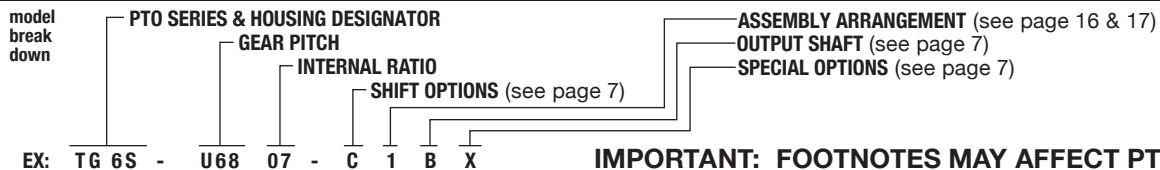


WARNER TRANSMISSION						RIGHT SIDE ONLY (LEFT SIDE TURN PAGE)		
 4407 Transfer Case Footnote (2, 3, 4, 5)						SAE 6-BOLT OPENING		
						PTO DRIVE GEAR DATA: 57T 9.61P 20° PA 21.6° L.H. LOCATION: Front PLMF: 1.107 PLV: 1671 FPM RPM: 1,000		

CAUTION: MAXIMUM OUTPUT SHAFT SPEED NOT TO EXCEED 2,500 RPM.

6-BOLT TYPE	PTO MODEL NUMBER	FOOT NOTES	SHAFT ROTATION	ENGINE %			ADAPTER	SPACER	STUD KIT	SHIFT TYPE	INTERMITTENT RATING @ 1,000 RPM OF PTO	
				HI	LO	REV					TORQUE	HP
SINGLE GEAR												
SINGLE SPEED MULTI GEAR	PTOS FOR THIS APPLICATION ARE OUT OF PRODUCTION											
SH SERIES												
CLUTCH SHIFT												
1 FWD. 1 REV.												
ADAPTER TO CHANGE ROTATION		No Adapter Available					REFER TO ADAPTER GEAR ASSEMBLIES IN INDEX					

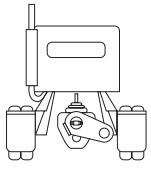

8-BOLT TYPE	PTO MODEL NUMBER	FOOT NOTES	SHAFT ROTATION	ENGINE %			ADAPTER	SPACER	STUD KIT	SHIFT TYPE	INTERMITTENT RATING @ 1,000 RPM OF PTO	
				HI	LO	REV					TORQUE	HP
SINGLE SPEED MULTI GEAR												
1 FWD. 1 REV.												



IMPORTANT: FOOTNOTES MAY AFFECT PTO SELECTION

FOOTNOTES:

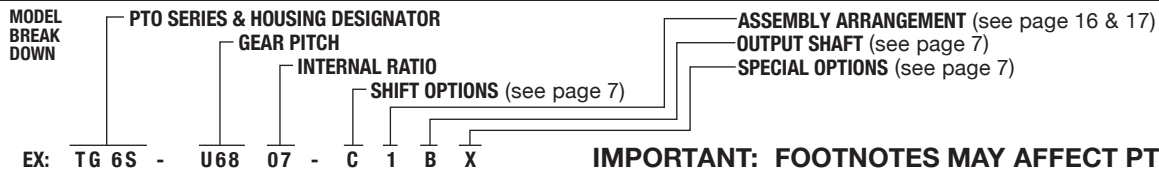
CAUTION: MAXIMUM OUTPUT SHAFT SPEED NOT TO EXCEED 2,500 RPM.

WARNER TRANSMISSION						LEFT SIDE ONLY (RIGHT SIDE TURN PAGE)		
 <div style="display: flex; justify-content: space-around; align-items: center;"> <div style="border: 1px solid black; padding: 5px;">4407 Transfer Case</div> </div>						SAE 6-BOLT OPENING		
						PTO DRIVE GEAR DATA:		
		LOCATION: PLV:		PLMF: RPM:				

6-BOLT TYPE	PTO MODEL NUMBER	FOOT NOTES	SHAFT ROTATION	ENGINE %			ADAPTER	SPACER	STUD KIT	SHIFT TYPE	INTERMITTENT RATING @ 1,000 RPM OF PTO	
				HI	LO	REV					TORQUE	HP
SINGLE GEAR												
SINGLE SPEED MULTI GEAR	NO PTO OPENING - SEE OTHER SIDE											
SH SERIES												
CLUTCH SHIFT												
1 FWD. 1 REV.												

ADAPTER TO CHANGE ROTATION No Adapter Available REFER TO ADAPTER GEAR ASSEMBLIES IN INDEX

8-BOLT TYPE	PTO MODEL NUMBER	FOOT NOTES	SHAFT ROTATION	ENGINE %			ADAPTER	SPACER	STUD KIT	SHIFT TYPE	INTERMITTENT RATING @ 1,000 RPM OF PTO	
				HI	LO	REV					TORQUE	HP
SINGLE SPEED MULTI GEAR												
1 FWD. 1 REV.												



EX: TG 6S - U68 07 - C 1 B X

IMPORTANT: FOOTNOTES MAY AFFECT PTO SELECTION

FOOTNOTES: