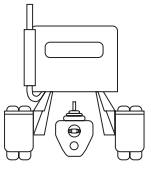

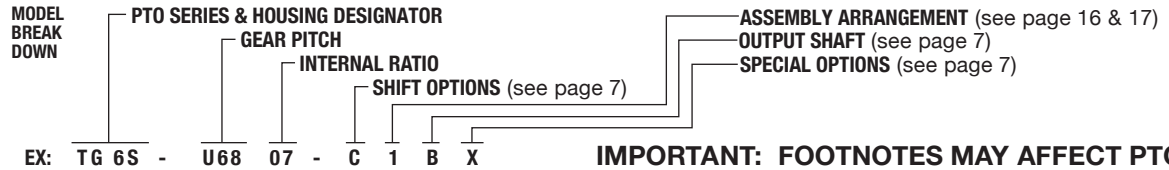


CAUTION: MAXIMUM OUTPUT SHAFT SPEED NOT TO EXCEED 2,500 RPM.

ZED F TRANSMISSION								RIGHT SIDE ONLY (LEFT SIDE TURN PAGE)				
	S6-650 (5.79-0.72 RATIO) (This Opening Not Available On Ford Chassis) (2001-2006 GM 3600 CHASSIS USE CHEV-3 APPL.) Footnote (2)							SAE 6-BOLT OPENING				
								PTO DRIVE GEAR DATA:				
								39T 9.24P 20°PA 36° R.H.	PLMF: .934			
								LOCATION: Front	RPM: 590			
								PLV: 806 FPM				
6-BOLT TYPE	PTO MODEL NUMBER	FOOT NOTES	SHAFT ROTATION	ENGINE %			ADAPTER	SPACER	STUD KIT	SHIFT TYPE	INTERMITTENT RATING @ 1,000 RPM OF PTO	
				HI	LO	REV					TORQUE	HP
SINGLE GEAR												
SINGLE SPEED MULTI GEAR	TG6S-Z9207-C1BM	1, 4	Opp	52				23M60270	20MK6604	Cable	230	44
	TG6S-Z9208-C1BM	1, 4	Opp	63				23M60270	20MK6604	Cable	230	44
	TG6S-Z9209-C1BM	1, 4	Opp	66				23M60270	20MK6604	Cable	205	39
	TG6S-Z9212-C1BQ	1, 4	Opp	84				23M60270	20MK6604	Cable	210	40
	TG6S-Z9213-C1BQ	1, 4	Opp	96				23M60270	20MK6604	Cable	210	40
	TG6S-Z9215-C1BQ	1, 4	Opp	108				23M60270	20MK6604	Cable	195	37
	TG6S-Z9218-C1BQ	1, 4	Opp	124				23M60270	20MK6604	Cable	175	33
SH SERIES												
CLUTCH SHIFT												
1 FWD. 1 REV.												
ADAPTER TO CHANGE ROTATION		3	40TZ9210-1 Change PTO to Z93					REFER TO ADAPTER GEAR ASSEMBLIES IN INDEX				

8-BOLT TYPE	PTO MODEL NUMBER	FOOT NOTES	SHAFT ROTATION	ENGINE %			ADAPTER	SPACER	STUD KIT	SHIFT TYPE	INTERMITTENT RATING @ 1,000 RPM OF PTO	
				HI	LO	REV					TORQUE	HP
SINGLE SPEED MULTI GEAR												
1 FWD. 1 REV.												

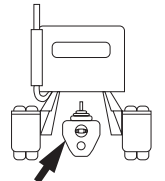



EX: TG 6S - U68 07 - C 1 B X **IMPORTANT: FOOTNOTES MAY AFFECT PTO SELECTION**

FOOTNOTES:

- 1 TG Series Input Gear: #03T37260A — Refer to kit program on pages 10 & 11.
- 2 GM requires DEXRON III fluid, refer to vehicle operator's manual for specifications. This transmission is designed for intermittent duty applications. For continuous duty applications, add the pressure lube option to the PTO ("P" special feature code) and use lube pump kit, 43MK8205 for GM, sold separately.
- 3 Change TG Series Input Gear: #03T37784A (Z93) — Refer to kit program on pages 10 & 11. Adapter requires derating of application by 30%.
- 4 Installation of clearance cap (15MK33977) mounted to forward side of PTO.


CAUTION: MAXIMUM OUTPUT SHAFT SPEED NOT TO EXCEED 2,500 RPM.

ZED F TRANSMISSION				LEFT SIDE ONLY (RIGHT SIDE TURN PAGE)		
S6-650 (5.79-0.72 RATIO) 1999 THRU 2007 FORD F-SERIES-SUPER DUTY 2001-2006 GM 3600 SILVERADO/SIERRA 2001-2006 GM C4500/C5500 Footnote (2, 3, 5)				SAE 6-BOLT OPENING		
				PTO DRIVE GEAR DATA:		
				39T 9.24P 20°PA 36° R.H. LOCATION: Front PLMF: .934 PLV: 806 FPM RPM: 590		

6-BOLT TYPE	PTO MODEL NUMBER	FOOT NOTES	SHAFT ROTATION	ENGINE %			ADAPTER	SPACER	STUD KIT	SHIFT TYPE	INTERMITTENT RATING @ 1,000 RPM OF PTO	
				HI	LO	REV					TORQUE	HP
SINGLE GEAR												
SINGLE SPEED MULTI GEAR	TG6S-Z9207-C3BM	1, 6	Opp	52				23M60270	20MK6604	Cable	230	44
	TG6S-Z9208-C3BM	1, 6	Opp	63				23M60270	20MK6604	Cable	230	44
	TG6S-Z9209-C3BM	1, 6	Opp	66				23M60270	20MK6604	Cable	205	39
	TG6S-Z9212-C3BQ	1, 6	Opp	84				23M60270	20MK6604	Cable	210	40
	TG6S-Z9213-C3BQ	1, 6	Opp	96				23M60270	20MK6604	Cable	210	40
	TG6S-Z9215-C3BQ	1, 6	Opp	108				23M60270	20MK6604	Cable	195	37
	TG6S-Z9218-C3BQ	1, 6	Opp	124				23M60270	20MK6604	Cable	175	33
SH SERIES												
CLUTCH SHIFT												
1 FWD. 1 REV.												

ADAPTER TO CHANGE ROTATION 4 40TZ9210-2 Change TG to Z93 REFER TO ADAPTER GEAR ASSEMBLIES IN INDEX

8-BOLT TYPE	PTO MODEL NUMBER	FOOT NOTES	SHAFT ROTATION	ENGINE %			ADAPTER	SPACER	STUD KIT	SHIFT TYPE	INTERMITTENT RATING @ 1,000 RPM OF PTO	
				HI	LO	REV					TORQUE	HP
SINGLE SPEED MULTI GEAR												
1 FWD. 1 REV.												



IMPORTANT: FOOTNOTES MAY AFFECT PTO SELECTION

- FOOTNOTES:**
- 1 TG Series Input Gear: #03T37260A — Refer to kit program on pages 10 & 11.
 - 2 For direct mount pump use "Q" hyd. flange with PH pump or "T" hyd. flange with PF1 Series pump. Note: Other mounting flanges have not been installed successfully. Case modification is required for direct mount pumps per Ford's Body Builders's Book. 2003 Bell housing does not allow pump mounting to the front.
 - 3 The transmission used by FORD requires the use of mineral based transmission oil and those used by GM require DEXRON III fluid, refer to vehicle operator's manual for specifications. The transmission is designed for intermittent duty applications. For continuous duty applications, add the pressure lube ("P" special feature code) to the PTO and use lube pump kit, 43TK6065P for FORD or 43MK8205 for GM, sold separately.
 - 4 Change TG Series Input Gear: #03T37784A (Z93) — Refer to kit program on pages 10 & 11. Adapter requires derating of application by 30%, due to gear misalignment.
 - 5 Standard remote driveshaft installations require the 40TZ9210-2 adapter for shaft clearance and are usable on 4x2 chassis only. Change the TG6S to Z93 input gear (03T37784A). Refer to the adapter gear in the index for further information. Adapter requires derating of application by 30%.
 - 6 Installation of clearance cap (15MK33977) mounted to forward side of PTO.