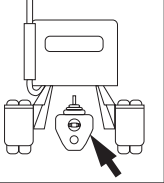

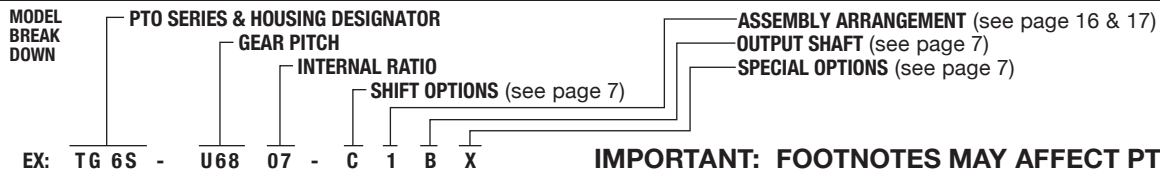


<b>ZF TRANSMISSION</b>						<b>RIGHT SIDE ONLY</b> (LEFT SIDE TURN PAGE)		
		<b>S6-750</b> (2008 - 2010 - FORD MANUAL))				<b>PTO DRIVE GEAR DATA:</b>		
						LOCATION: PLV:	PLMF: RPM:	

**CAUTION: MAXIMUM OUTPUT SHAFT SPEED NOT TO EXCEED 2,500 RPM.**

6-BOLT TYPE	PTO MODEL NUMBER	FOOT NOTES	SHAFT ROTATION	ENGINE %			ADAPTER	SPACER	STUD KIT	SHIFT TYPE	INTERMITTENT RATING @ 1,000 RPM OF PTO	
				HI	LO	REV					TORQUE	HP
SINGLE GEAR												
SINGLE SPEED MULTI GEAR	<b>NO PTO OPENING - SEE OTHER SIDE</b>											
SH SERIES												
CLUTCH SHIFT												
1 FWD. 1 REV.												
ADAPTER TO CHANGE ROTATION		No Adapter Available					REFER TO ADAPTER GEAR ASSEMBLIES IN INDEX					

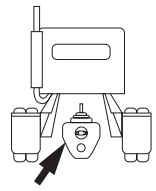

8-BOLT TYPE	PTO MODEL NUMBER	FOOT NOTES	SHAFT ROTATION	ENGINE %			ADAPTER	SPACER	STUD KIT	SHIFT TYPE	INTERMITTENT RATING @ 1,000 RPM OF PTO	
				HI	LO	REV					TORQUE	HP
SINGLE SPEED MULTI GEAR												
1 FWD. 1 REV.												



EX: TG 6S - U68 07 - C 1 B X **IMPORTANT: FOOTNOTES MAY AFFECT PTO SELECTION**

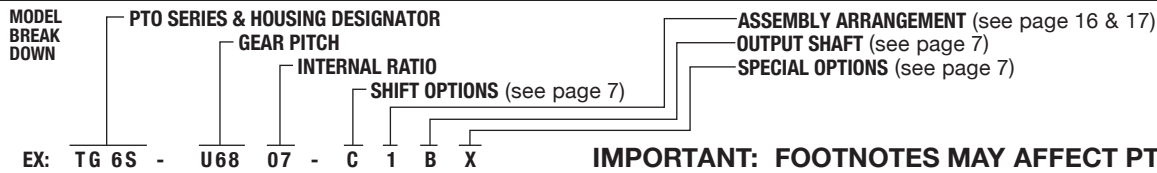
**FOOTNOTES:**

CAUTION: MAXIMUM OUTPUT SHAFT SPEED NOT TO EXCEED 2,500 RPM.

<b>ZF TRANSMISSION</b>				<b>LEFT SIDE ONLY</b> (RIGHT SIDE TURN PAGE)		
 <b>S6-750</b> <b>(2008 - 2010 - FORD MANUAL)</b>				<b>METRIC 6-BOLT OPENING</b>		
				<b>PTO DRIVE GEAR DATA:</b> 39T 9.24P 23°PA 36.05° R.H. LOCATION: Front <b>PLMF:</b> 1.085 PLV: 807 FPM <b>RPM:</b> 590		

6-BOLT TYPE	PTO MODEL NUMBER	FOOT NOTES	SHAFT ROTATION	ENGINE %			ADAPTER	SPACER	STUD KIT	SHIFT TYPE	INTERMITTENT RATING @ 1,000 RPM OF PTO	
				HI	LO	REV					TORQUE	HP
SINGLE GEAR												
SINGLE SPEED MULTI GEAR	TG6S-Z9004-C3BX	1, 2	Opp	26				23M60270	20MK6604	Cable	285	54
	TG6S-Z9005-C3BX	1, 2	Opp	34				23M60270	20MK6604	Cable	270	51
	TG6S-Z9006-C3BX	1, 2	Opp	44				23M60270	20MK6604	Cable	245	47
	TG6S-Z9007-C3BX	1, 2	Opp	52				23M60270	20MK6604	Cable	230	44
	TG6S-Z9008-C3BX	1, 2	Opp	64				23M60270	20MK6604	Cable	230	44
	TG6S-Z9009-C3BX	1, 2	Opp	66				23M60270	20MK6604	Cable	205	29
	TG6S-Z9012-C3BH	1, 2	Opp	81				23M60270	20MK6604	Cable	210	40
	TG6S-Z9013-C3BH	1, 2	Opp	92				23M60270	20MK6604	Cable	210	40
	TG6S-Z9015-C3BH	1, 2	Opp	104				23M60270	20MK6604	Cable	195	37
	TG6S-Z9018-C3BH	1, 2	Opp	124				23M60270	20MK6604	Cable	175	33
SH SERIES												
CLUTCH SHIFT												
1 FWD. 1 REV.												
ADAPTER TO CHANGE ROTATION		1	40TZ9055-2 Change PTO to Z91 input 03T39482					REFER TO ADAPTER GEAR ASSEMBLIES IN INDEX				

8-BOLT TYPE	PTO MODEL NUMBER	FOOT NOTES	SHAFT ROTATION	ENGINE %			ADAPTER	SPACER	STUD KIT	SHIFT TYPE	INTERMITTENT RATING @ 1,000 RPM OF PTO	
				HI	LO	REV					TORQUE	HP
SINGLE SPEED MULTI GEAR												
1 FWD. 1 REV.												



**IMPORTANT: FOOTNOTES MAY AFFECT PTO SELECTION**

**FOOTNOTES:**

- 1 TG Series Input Gear 03T39491.
- 2 Transmission requires Ecofluid M type oil (Do Not Use Type H transmission fluid).
- 3 The 2008 Ford has shown to have some interference issues with the crossover exhaust in front of the PTO opening and the use of the adapter 40TZ9055-2 and TG6S-Z91\*\* Series PTO is suggested. The PTO spacer is not required and the standard stud kit is included with PTO. GAS engine applications have interference to PTO opening by a catalytic converter, the adapter does not help with the GAS interference. Re-routing of the exhaust may be required.